


How to join “Social Media Awareness Evening”

- 1) Access the Google Chrome web browser from your desktop



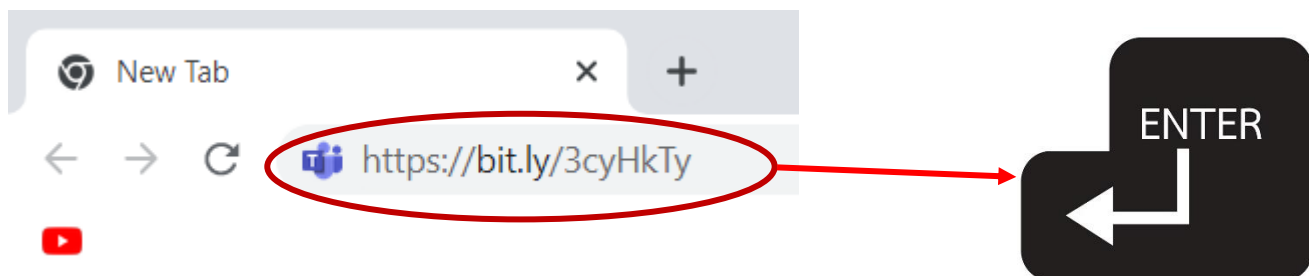
- 2) Type the following link into your browser.

Link 1: <https://bit.ly/3cyHkTy>

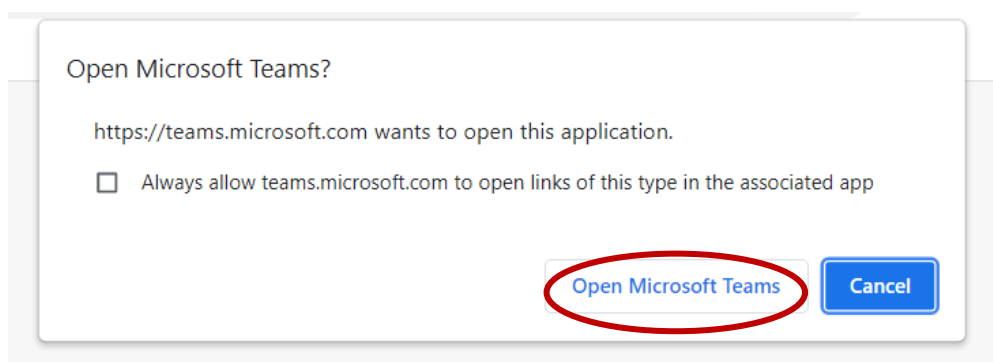
Alternatively you can use this link if the following link does not work

Link 2: https://teams.microsoft.com/l/meetup-join/19%3ameeting_OTA1N2RlMmItMGlyMi00NDA3LWFjNWItMjY5ZThkOTQ0YTQz%40thread.v2/0?context=%7b%22tid%22%3a%2200cb1474-a534-468d-829f-636ece32c24c%22%2c%22oid%22%3a%229bb7f162-d40d-48a0-902c-2bbf1094ae69%22%7d

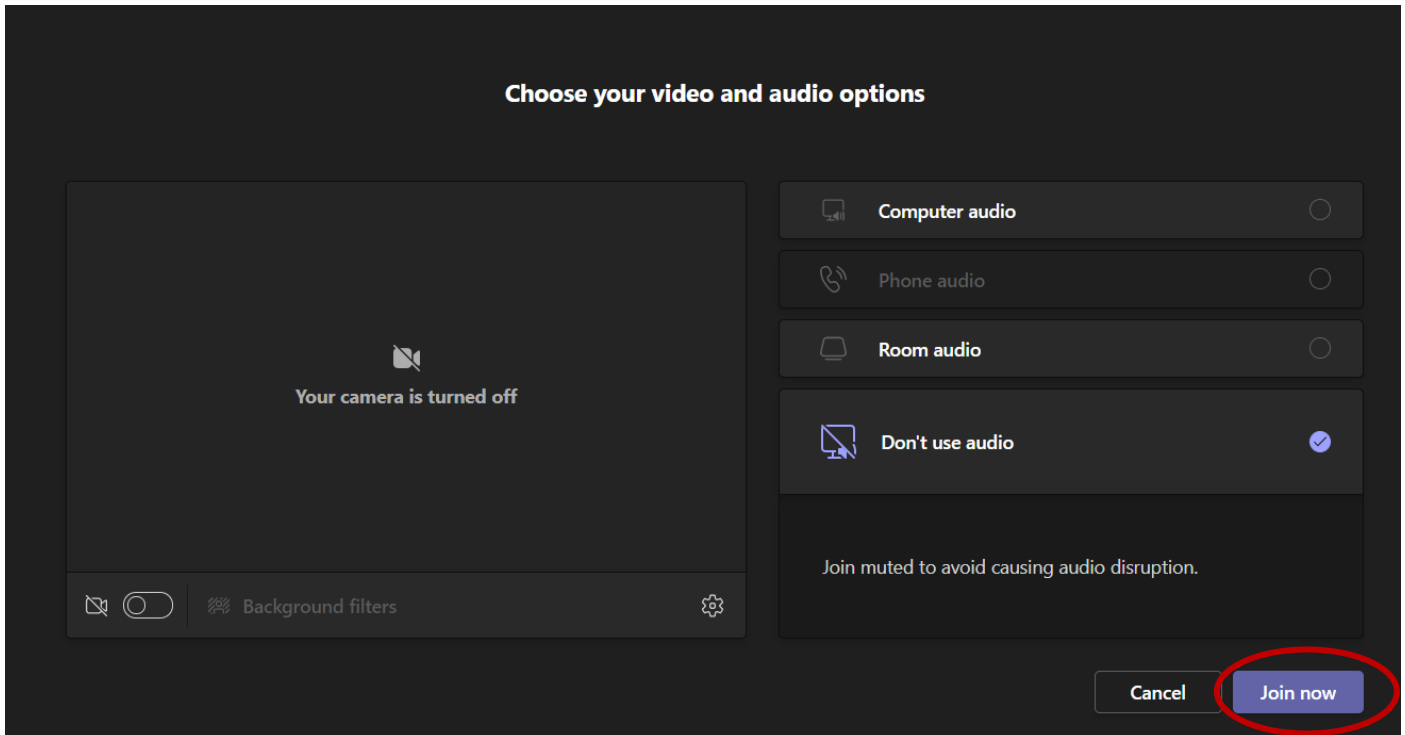
- 3) Type your link into the address bar in the top left-hand corner of your screen. Press Enter.



- 4) You will be given the option to open the meeting in Microsoft Teams. Click open in Microsoft Teams. If you can't open Microsoft Teams please go to step 6.



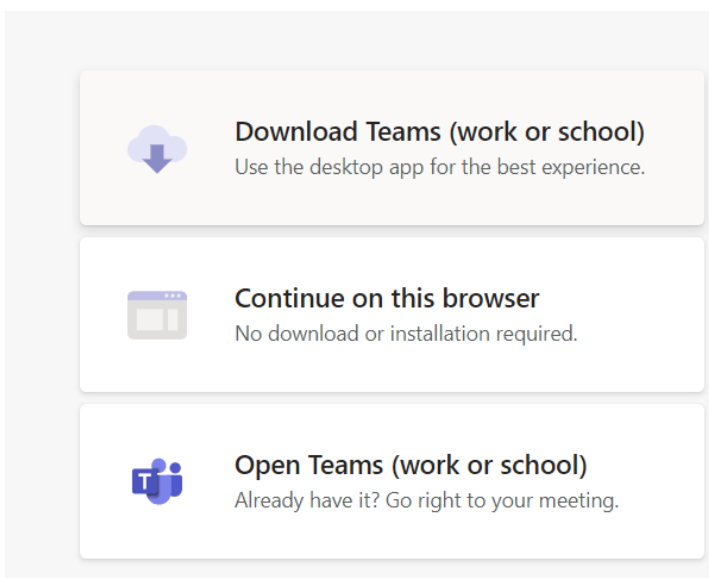
5) Click “[Join Now](#)” and wait to be admitted to the meeting.



6) If you did not follow Step 4 you will be given the option to:

1. Download Microsoft Teams and then open the meeting in the application.
2. To open the meeting within the browser and watch the meeting in your browser.
3. Or to open the meeting immediately.

Clicking any option will grant you access to the meeting.



If you have any questions please email Afsan Hussain at:

a.hussain2@arkvictoria.org