



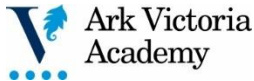



Name:	
Year 2 Autumn	
w/b 14th September 2020	
Learning focus:	
The sounds /n/ spelt 'kn' and less often 'gn' at the beginning of words.	
Spellings to practise:	
1	knock
2	know
3	knee
4	knitting
5	knife
6	gnat
7	gnaw
8	gnash
9	gnome
10	gnarled
Why not try this <b>top tip</b> when practising your spellings?	
Write silly sentences using a spelling word in each sentence.	
	


Name:	
Year 2 Autumn	
w/b 14th September 2020	
Learning focus:	
The sounds /n/ spelt 'kn' and less often 'gn' at the beginning of words.	
Spellings to practise:	
1	knock
2	know
3	knee
4	knitting
5	knife
6	gnat
7	gnaw
8	gnash
9	gnome
10	gnarled
Why not try this <b>top tip</b> when practising your spellings?	
Write silly sentences using a spelling word in each sentence.	
	

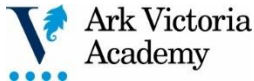
Name:	
Year 2 Autumn	
w/b 14th September 2020	
Learning focus:	
The sounds /n/ spelt 'kn' and less often 'gn' at the beginning of words.	
Spellings to practise:	
1	knock
2	know
3	knee
4	knitting
5	knife
6	gnat
7	gnaw
8	gnash
9	gnome
10	gnarled
Why not try this <b>top tip</b> when practising your spellings?	
Write silly sentences using a spelling word in each sentence.	
	


Name:	
Year 2 Autumn	
w/b 21st September 2020	
Learning focus:	
The sounds /r/ spelt 'wr' at the beginning of words.	
Spellings to practise:	
1	write
2	written
3	wrote
4	wrong
5	wrap
6	wrist
7	wreck
8	wrestle
9	wriggle
10	wren
Why not try this <b>top tip</b> when practising your spellings?	
Draw and colour a picture. Hide your spelling words inside your picture. Show your picture to someone and see if they can find your hidden words.	
	


Name:	
Year 2 Autumn	
w/b 21st September 2020	
Learning focus:	
The sounds /r/ spelt 'wr' at the beginning of words.	
Spellings to practise:	
1	write
2	written
3	wrote
4	wrong
5	wrap
6	wrist
7	wreck
8	wrestle
9	wriggle
10	wren
Why not try this <b>top tip</b> when practising your spellings?	
Draw and colour a picture. Hide your spelling words inside your picture. Show your picture to someone and see if they can find your hidden words.	
	


Name:	
Year 2 Autumn	
w/b 21st September 2020	
Learning focus:	
The sounds /r/ spelt 'wr' at the beginning of words.	
Spellings to practise:	
1	write
2	written
3	wrote
4	wrong
5	wrap
6	wrist
7	wreck
8	wrestle
9	wriggle
10	wren
Why not try this <b>top tip</b> when practising your spellings?	
Draw and colour a picture. Hide your spelling words inside your picture. Show your picture to someone and see if they can find your hidden words.	
	


Name:	
Year 2 Autumn	
w/b 28th September 2020	
Learning focus:	
The sound /s/ spelt 'c' before e, i and y.	
Spellings to practise:	
1	race
2	ice
3	cell
4	city
5	fancy
6	face
7	space
8	bicycle
9	circle
10	spicy
Why not try this <b>top tip</b> when practising your spellings?	
Write each word in pencil. Then trace over each word three times - each time with a different colour.	
	


Name:	
Year 2 Autumn	
w/b 28th September 2020	
Learning focus:	
The sound /s/ spelt 'c' before e, i and y.	
Spellings to practise:	
1	race
2	ice
3	cell
4	city
5	fancy
6	face
7	space
8	bicycle
9	circle
10	spicy
Why not try this <b>top tip</b> when practising your spellings?	
Write each word in pencil. Then trace over each word three times - each time with a different colour.	
	


Name:	
Year 2 Autumn	
w/b 28th September 2020	
Learning focus:	
The sound /s/ spelt 'c' before e, i and y.	
Spellings to practise:	
1	race
2	ice
3	cell
4	city
5	fancy
6	face
7	space
8	bicycle
9	circle
10	spicy
Why not try this <b>top tip</b> when practising your spellings?	
Write each word in pencil. Then trace over each word three times - each time with a different colour.	
	


Name:	
Year 2 Autumn	
w/b 5th October 2020	
Learning focus:	
The sound /j/ spelt with '-dge' and '-ge' at the end of words.	
Spellings to practise:	
1	badge
2	edge
3	bridge
4	dodge
5	fudge
6	age
7	huge
8	change
9	charge
10	village
Why not try this <b>top tip</b> when practising your spellings?	
Write each letter of the word you are practising in the palm of your hand. Then write down the word on paper.	
	


Name:	
Year 2 Autumn	
w/b 5th October 2020	
Learning focus:	
The sound /j/ spelt with '-dge' and '-ge' at the end of words.	
Spellings to practise:	
1	badge
2	edge
3	bridge
4	dodge
5	fudge
6	age
7	huge
8	change
9	charge
10	village
Why not try this <b>top tip</b> when practising your spellings?	
Write each letter of the word you are practising in the palm of your hand. Then write down the word on paper.	
	


Name:	
Year 2 Autumn	
w/b 5th October 2020	
Learning focus:	
The sound /j/ spelt with '-dge' and '-ge' at the end of words.	
Spellings to practise:	
1	badge
2	edge
3	bridge
4	dodge
5	fudge
6	age
7	huge
8	change
9	charge
10	village
Why not try this <b>top tip</b> when practising your spellings?	
Write each letter of the word you are practising in the palm of your hand. Then write down the word on paper.	
	


Name:	
Year 2 Autumn	
w/b 12th October 2020	
Learning focus:	
The sound /j/ often spelt with g before e, i and y. The sound /j/ always spelt with 'j' before a, o and u.	
Spellings to practise:	
1	gem
2	giant
3	magic
4	giraffe
5	energy
6	jacket
7	jar
8	jog
9	join
10	adjust
Why not try this <b>top tip</b> when practising your spellings?	
Learn each word by saying or singing the letters out loud, developing a melody.	
	


Name:	
Year 2 Autumn	
w/b 12th October 2020	
Learning focus:	
The sound /j/ often spelt with g before e, i and y. The sound /j/ always spelt with 'j' before a, o and u.	
Spellings to practise:	
1	gem
2	giant
3	magic
4	giraffe
5	energy
6	jacket
7	jar
8	jog
9	join
10	adjust
Why not try this <b>top tip</b> when practising your spellings?	
Learn each word by saying or singing the letters out loud, developing a melody.	
	


Name:	
Year 2 Autumn	
w/b 12th October 2020	
Learning focus:	
The sound /j/ often spelt with g before e, i and y. The sound /j/ always spelt with 'j' before a, o and u.	
Spellings to practise:	
1	gem
2	giant
3	magic
4	giraffe
5	energy
6	jacket
7	jar
8	jog
9	join
10	adjust
Why not try this <b>top tip</b> when practising your spellings?	
Learn each word by saying or singing the letters out loud, developing a melody.	
	


Name:	
Year 2 Autumn	
w/b 19th October 2020	
Learning focus:	
Common Exception Words	
Spellings to practise:	
1	door
2	floor
3	again
4	wild
5	children
6	climb
7	parents
8	most
9	only
10	both
Why not try this <b>top tip</b> when practising your spellings?	
Clap out the letters of each word, then say the word in full.	
	


Name:	
Year 2 Autumn	
w/b 19th October 2020	
Learning focus:	
Common Exception Words	
Spellings to practise:	
1	door
2	floor
3	again
4	wild
5	children
6	climb
7	parents
8	most
9	only
10	both
Why not try this <b>top tip</b> when practising your spellings?	
Clap out the letters of each word, then say the word in full.	
	

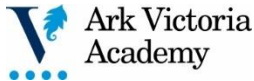
Name:	
Year 2 Autumn	
w/b 19th October 2020	
Learning focus:	
Common Exception Words	
Spellings to practise:	
1	door
2	floor
3	again
4	wild
5	children
6	climb
7	parents
8	most
9	only
10	both
Why not try this <b>top tip</b> when practising your spellings?	
Clap out the letters of each word, then say the word in full.	
	


Name:	
Year 2 Autumn	
w/b 2nd November 2020	
Learning focus:	
The sound /l/ spelt with '-le' at the end of words	
Spellings to practise:	
1	table
2	apple
3	bottle
4	little
5	middle
6	able
7	wobble
8	multiple
9	dazzle
10	riddle
Why not try this <b>top tip</b> when practising your spellings?	
Write each word in big letters, then trace over the letters with your finger and say them aloud.	
	

Name:	
Year 2 Autumn	
w/b 2nd November 2020	
Learning focus:	
The sound /l/ spelt with '-le' at the end of words	
Spellings to practise:	
1	table
2	apple
3	bottle
4	little
5	middle
6	able
7	wobble
8	multiple
9	dazzle
10	riddle
Why not try this <b>top tip</b> when practising your spellings?	
Write each word in big letters, then trace over the letters with your finger and say them aloud.	
	


Name:	
Year 2 Autumn	
w/b 2nd November 2020	
Learning focus:	
The sound /l/ spelt with '-le' at the end of words	
Spellings to practise:	
1	table
2	apple
3	bottle
4	little
5	middle
6	able
7	wobble
8	multiple
9	dazzle
10	riddle
Why not try this <b>top tip</b> when practising your spellings?	
Write each word in big letters, then trace over the letters with your finger and say them aloud.	
	


Name:	
Year 2 Autumn	
w/b 9th November 2020	
Learning focus:	
The sound /l/ spelt with '-el' at the end of words	
Spellings to practise:	
1	camel
2	tunnel
3	squirrel
4	travel
5	towel
6	tinsel
7	bagel
8	hazel
9	vowel
10	jewel
Why not try this <b>top tip</b> when practising your spellings?	
Ask someone at home to write each letter of the word you are practising on your back. You need to say each letter aloud and then the whole word.	
	


Name:	
Year 2 Autumn	
w/b 9th November 2020	
Learning focus:	
The sound /l/ spelt with '-el' at the end of words	
Spellings to practise:	
1	camel
2	tunnel
3	squirrel
4	travel
5	towel
6	tinsel
7	bagel
8	hazel
9	vowel
10	jewel
Why not try this <b>top tip</b> when practising your spellings?	
Ask someone at home to write each letter of the word you are practising on your back. You need to say each letter aloud and then the whole word.	
	


Name:	
Year 2 Autumn	
w/b 9th November 2020	
Learning focus:	
The sound /l/ spelt with '-el' at the end of words	
Spellings to practise:	
1	camel
2	tunnel
3	squirrel
4	travel
5	towel
6	tinsel
7	bagel
8	hazel
9	vowel
10	jewel
Why not try this <b>top tip</b> when practising your spellings?	
Ask someone at home to write each letter of the word you are practising on your back. You need to say each letter aloud and then the whole word.	
	





Name:	
Year 2 Autumn	
w/b 16th November 2020	
Learning focus:	
The sound /l/ spelt with '-il' and '-al' at the end of words	
Spellings to practise:	
1	pencil
2	fossil
3	nostril
4	pupil
5	metal
6	pedal
7	capital
8	hospital
9	animal
10	oval
Why not try this <b>top tip</b> when practising your spellings?	
Write each word three times in different sizes - small, medium and large.	
	


Name:	
Year 2 Autumn	
w/b 16th November 2020	
Learning focus:	
The sound /l/ spelt with '-il' and '-al' at the end of words	
Spellings to practise:	
1	pencil
2	fossil
3	nostril
4	pupil
5	metal
6	pedal
7	capital
8	hospital
9	animal
10	oval
Why not try this <b>top tip</b> when practising your spellings?	
Write each word three times in different sizes - small, medium and large.	
	


Name:	
Year 2 Autumn	
w/b 16th November 2020	
Learning focus:	
The sound /l/ spelt with '-il' and '-al' at the end of words	
Spellings to practise:	
1	pencil
2	fossil
3	nostril
4	pupil
5	metal
6	pedal
7	capital
8	hospital
9	animal
10	oval
Why not try this <b>top tip</b> when practising your spellings?	
Write each word three times in different sizes - small, medium and large.	
	


Name:	
Year 2 Autumn	
w/b 23rd November 2020	
Learning focus:	
The sound /igh/ spelt with '-y' at the end of words	
Spellings to practise:	
1	cry
2	fly
3	dry
4	try
5	reply
6	sly
7	shy
8	terrify
9	sky
10	multiply
Why not try this <b>top tip</b> when practising your spellings?	
Write each word on paper, cut out each letter and then put the words back together again.	
	


Name:	
Year 2 Autumn	
w/b 23rd November 2020	
Learning focus:	
The sound /igh/ spelt with '-y' at the end of words	
Spellings to practise:	
1	cry
2	fly
3	dry
4	try
5	reply
6	sly
7	shy
8	terrify
9	sky
10	multiply
Why not try this <b>top tip</b> when practising your spellings?	
Write each word on paper, cut out each letter and then put the words back together again.	
	

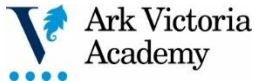
Name:	
Year 2 Autumn	
w/b 23rd November 2020	
Learning focus:	
The sound /igh/ spelt with '-y' at the end of words	
Spellings to practise:	
1	cry
2	fly
3	dry
4	try
5	reply
6	sly
7	shy
8	terrify
9	sky
10	multiply
Why not try this <b>top tip</b> when practising your spellings?	
Write each word on paper, cut out each letter and then put the words back together again.	
	


Name:	
Year 2 Autumn	
w/b 30th November 2020	
Learning focus:	
Adding -ies to nouns and verbs ending in -y	
Spellings to practise:	
1	flies
2	tries
3	replies
4	copies
5	babies
6	carries
7	cries
8	dries
9	marries
10	families
Why not try this <b>top tip</b> when practising your spellings?	
Jump up and down or skip whilst saying each letter of the word you are learning to spell.	
	


Name:	
Year 2 Autumn	
w/b 30th November 2020	
Learning focus:	
Adding -ies to nouns and verbs ending in -y	
Spellings to practise:	
1	flies
2	tries
3	replies
4	copies
5	babies
6	carries
7	cries
8	dries
9	marries
10	families
Why not try this <b>top tip</b> when practising your spellings?	
Jump up and down or skip whilst saying each letter of the word you are learning to spell.	
	


Name:	
Year 2 Autumn	
w/b 30th November 2020	
Learning focus:	
Adding -ies to nouns and verbs ending in -y	
Spellings to practise:	
1	flies
2	tries
3	replies
4	copies
5	babies
6	carries
7	cries
8	dries
9	marries
10	families
Why not try this <b>top tip</b> when practising your spellings?	
Jump up and down or skip whilst saying each letter of the word you are learning to spell.	
	


Name:	
Year 2 Autumn	
w/b 7th December 2020	
Learning focus:	
Common Exception Words	
Spellings to practise:	
1	find
2	mind
3	behind
4	old
5	cold
6	gold
7	hold
8	told
9	every
10	everybody
Why not try this <b>top tip</b> when practising your spellings?	
Play 'Spelling Tennis' with someone at home. One person starts with a letter, then the other adds one until the word is made.	
	


Name:	
Year 2 Autumn	
w/b 7th December 2020	
Learning focus:	
Common Exception Words	
Spellings to practise:	
1	find
2	mind
3	behind
4	old
5	cold
6	gold
7	hold
8	told
9	every
10	everybody
Why not try this <b>top tip</b> when practising your spellings?	
Play 'Spelling Tennis' with someone at home. One person starts with a letter, then the other adds one until the word is made.	
	

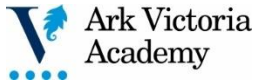
Name:	
Year 2 Autumn	
w/b 7th December 2020	
Learning focus:	
Common Exception Words	
Spellings to practise:	
1	find
2	mind
3	behind
4	old
5	cold
6	gold
7	hold
8	told
9	every
10	everybody
Why not try this <b>top tip</b> when practising your spellings?	
Play 'Spelling Tennis' with someone at home. One person starts with a letter, then the other adds one until the word is made.	
	


Name:	
Year 2 Spring	
w/b 11th January 2021	
Learning focus:	
Adding -ed, -er and -est to a word ending in -y with a consonant before it.	
Spellings to practise:	
1	copier
2	copied
3	happier
4	happiest
5	cried
6	replied
7	tried
8	dried
9	driest
10	funnier
Why not try this <b>top tip</b> when practising your spellings?	
Write silly sentences using a spelling word in each sentence.	
	


Name:	
Year 2 Spring	
w/b 11th January 2021	
Learning focus:	
Adding -ed, -er and -est to a word ending in -y with a consonant before it.	
Spellings to practise:	
1	copier
2	copied
3	happier
4	happiest
5	cried
6	replied
7	tried
8	dried
9	driest
10	funnier
Why not try this <b>top tip</b> when practising your spellings?	
Write silly sentences using a spelling word in each sentence.	
	

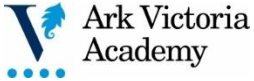
Name:	
Year 2 Spring	
w/b 11th January 2021	
Learning focus:	
Adding -ed, -er and -est to a word ending in -y with a consonant before it.	
Spellings to practise:	
1	copier
2	copied
3	happier
4	happiest
5	cried
6	replied
7	tried
8	dried
9	driest
10	funnier
Why not try this <b>top tip</b> when practising your spellings?	
Write silly sentences using a spelling word in each sentence.	
	


Name:	
Year 2 Spring	
w/b 18th January 2021	
Learning focus:	
Adding -ing to a word ending in -y with a consonant before it	
Spellings to practise:	
1	copying
2	crying
3	replying
4	marrying
5	carrying
6	flying
7	trying
8	drying
9	skiing
10	taxiing
Why not try this <b>top tip</b> when practising your spellings?	
Draw and colour a picture. Hide your spelling words inside your picture. Show your picture to someone and see if they can find your hidden words.	
	

Name:	
Year 2 Spring	
w/b 18th January 2021	
Learning focus:	
Adding -ing to a word ending in -y with a consonant before it	
Spellings to practise:	
1	copying
2	crying
3	replying
4	marrying
5	carrying
6	flying
7	trying
8	drying
9	skiing
10	taxiing
Why not try this <b>top tip</b> when practising your spellings?	
Draw and colour a picture. Hide your spelling words inside your picture. Show your picture to someone and see if they can find your hidden words.	
	

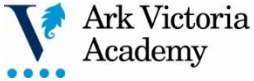
Name:	
Year 2 Spring	
w/b 18th January 2021	
Learning focus:	
Adding -ing to a word ending in -y with a consonant before it	
Spellings to practise:	
1	copying
2	crying
3	replying
4	marrying
5	carrying
6	flying
7	trying
8	drying
9	skiing
10	taxiing
Why not try this <b>top tip</b> when practising your spellings?	
Draw and colour a picture. Hide your spelling words inside your picture. Show your picture to someone and see if they can find your hidden words.	
	


Name:	
Year 2 Spring	
w/b 25th January 2021	
Learning focus:	
Adding -ing, -ed, -er, -est and -y to words ending in -e with a consonant before it.	
Spellings to practise:	
1	hiking
2	hiked
3	hiker
4	nicer
5	nicest
6	shiny
7	being
8	shining
9	scary
10	scaring
Why not try this <b>top tip</b> when practising your spellings?	
Write each word in pencil. Then trace over each word three times - each time with a different colour.	
	

Name:	
Year 2 Spring	
w/b 25th January 2021	
Learning focus:	
Adding -ing, -ed, -er, -est and -y to words ending in -e with a consonant before it.	
Spellings to practise:	
1	hiking
2	hiked
3	hiker
4	nicer
5	nicest
6	shiny
7	being
8	shining
9	scary
10	scaring
Why not try this <b>top tip</b> when practising your spellings?	
Write each word in pencil. Then trace over each word three times - each time with a different colour.	
	


Name:	
Year 2 Spring	
w/b 25th January 2021	
Learning focus:	
Adding -ing, -ed, -er, -est and -y to words ending in -e with a consonant before it.	
Spellings to practise:	
1	hiking
2	hiked
3	hiker
4	nicer
5	nicest
6	shiny
7	being
8	shining
9	scary
10	scaring
Why not try this <b>top tip</b> when practising your spellings?	
Write each word in pencil. Then trace over each word three times - each time with a different colour.	
	


Name:	
Year 2 Spring	
w/b 1st February 2021	
<b>Learning focus:</b>	
Adding -ing, -ed, -er, -est and -y to words of one syllable ending in a single consonant after a single vowel.	
<b>Spellings to practise:</b>	
1	patting
2	patted
3	humming
4	hummed
5	dropping
6	dropped
7	sadder
8	saddest
9	runner
10	runny
Why not try this <b>top tip</b> when practising your spellings?	
Write each letter of the word you are practising in the palm of your hand. Then write down the word on paper.	
	


Name:	
Year 2 Spring	
w/b 1st February 2021	
<b>Learning focus:</b>	
Adding -ing, -ed, -er, -est and -y to words of one syllable ending in a single consonant after a single vowel.	
<b>Spellings to practise:</b>	
1	patting
2	patted
3	humming
4	hummed
5	dropping
6	dropped
7	sadder
8	saddest
9	runner
10	runny
Why not try this <b>top tip</b> when practising your spellings?	
Write each letter of the word you are practising in the palm of your hand. Then write down the word on paper.	
	


Name:	
Year 2 Spring	
w/b 1st February 2021	
<b>Learning focus:</b>	
Adding -ing, -ed, -er, -est and -y to words of one syllable ending in a single consonant after a single vowel.	
<b>Spellings to practise:</b>	
1	patting
2	patted
3	humming
4	hummed
5	dropping
6	dropped
7	sadder
8	saddest
9	runner
10	runny
Why not try this <b>top tip</b> when practising your spellings?	
Write each letter of the word you are practising in the palm of your hand. Then write down the word on paper.	
	





Name:	
Year 2 Spring	
w/b 8th February 2021	
Learning focus:	
The sound /or/ spelt 'a' before l or ll.	
Spellings to practise:	
1	all
2	ball
3	call
4	walk
5	walk
6	always
7	small
8	wall
9	fall
10	altogether
Why not try this <b>top tip</b> when practising your spellings?	
Learn each word by saying or singing the letters out loud, developing a melody.	
	


Name:	
Year 2 Spring	
w/b 8th February 2021	
Learning focus:	
The sound /or/ spelt 'a' before l or ll.	
Spellings to practise:	
1	all
2	ball
3	call
4	walk
5	walk
6	always
7	small
8	wall
9	fall
10	altogether
Why not try this <b>top tip</b> when practising your spellings?	
Learn each word by saying or singing the letters out loud, developing a melody.	
	

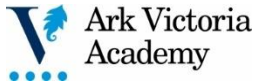
Name:	
Year 2 Spring	
w/b 8th February 2021	
Learning focus:	
The sound /or/ spelt 'a' before l or ll.	
Spellings to practise:	
1	all
2	ball
3	call
4	walk
5	walk
6	always
7	small
8	wall
9	fall
10	altogether
Why not try this <b>top tip</b> when practising your spellings?	
Learn each word by saying or singing the letters out loud, developing a melody.	
	


Name:	
Year 2 Spring	
w/b 22nd February 2021	
Learning focus:	
Common Exception Words	
Spellings to practise:	
1	fast
2	last
3	father
4	class
5	grass
6	pass
7	plant
8	path
9	bath
10	people
Why not try this <b>top tip</b> when practising your spellings?	
Clap out the letters of each word, then say the word in full.	
	


Name:	
Year 2 Spring	
w/b 22nd February 2021	
Learning focus:	
Common Exception Words	
Spellings to practise:	
1	fast
2	last
3	father
4	class
5	grass
6	pass
7	plant
8	path
9	bath
10	people
Why not try this <b>top tip</b> when practising your spellings?	
Clap out the letters of each word, then say the word in full.	
	


Name:	
Year 2 Spring	
w/b 22nd February 2021	
Learning focus:	
Common Exception Words	
Spellings to practise:	
1	fast
2	last
3	father
4	class
5	grass
6	pass
7	plant
8	path
9	bath
10	people
Why not try this <b>top tip</b> when practising your spellings?	
Clap out the letters of each word, then say the word in full.	
	


Name:	
Year 2 Spring	
w/b 1st March 2021	
Learning focus:	
The sound /u/ spelt with 'o'.	
Spellings to practise:	
1	other
2	mother
3	brother
4	nothing
5	Monday
6	money
7	cover
8	honey
9	discover
10	wonder
Why not try this <b>top tip</b> when practising your spellings?	
Write each word in big letters, then trace over the letters with your finger and say them aloud.	
	


Name:	
Year 2 Spring	
w/b 1st March 2021	
Learning focus:	
The sound /u/ spelt with 'o'.	
Spellings to practise:	
1	other
2	mother
3	brother
4	nothing
5	Monday
6	money
7	cover
8	honey
9	discover
10	wonder
Why not try this <b>top tip</b> when practising your spellings?	
Write each word in big letters, then trace over the letters with your finger and say them aloud.	
	


Name:	
Year 2 Spring	
w/b 1st March 2021	
Learning focus:	
The sound /u/ spelt with 'o'.	
Spellings to practise:	
1	other
2	mother
3	brother
4	nothing
5	Monday
6	money
7	cover
8	honey
9	discover
10	wonder
Why not try this <b>top tip</b> when practising your spellings?	
Write each word in big letters, then trace over the letters with your finger and say them aloud.	
	


Name:	
Year 2 Spring	
w/b 8th March 2021	
Learning focus:	
The sound /ee/ spelt with '-ey'.	
Spellings to practise:	
1	key
2	donkey
3	monkey
4	chimney
5	valley
6	trolley
7	turkey
8	hockey
9	parsley
10	journey
Why not try this <b>top tip</b> when practising your spellings?	
Ask someone at home to write each letter of the word you are practising on your back. You need to say each letter aloud and then the whole word.	
	


Name:	
Year 2 Spring	
w/b 8th March 2021	
Learning focus:	
The sound /ee/ spelt with '-ey'.	
Spellings to practise:	
1	key
2	donkey
3	monkey
4	chimney
5	valley
6	trolley
7	turkey
8	hockey
9	parsley
10	journey
Why not try this <b>top tip</b> when practising your spellings?	
Ask someone at home to write each letter of the word you are practising on your back. You need to say each letter aloud and then the whole word.	
	


Name:	
Year 2 Spring	
w/b 8th March 2021	
Learning focus:	
The sound /ee/ spelt with '-ey'.	
Spellings to practise:	
1	key
2	donkey
3	monkey
4	chimney
5	valley
6	trolley
7	turkey
8	hockey
9	parsley
10	journey
Why not try this <b>top tip</b> when practising your spellings?	
Ask someone at home to write each letter of the word you are practising on your back. You need to say each letter aloud and then the whole word.	
	


Name:	
Year 2 Spring	
w/b 15th March 2021	
Learning focus:	
The /o/ sound spelt with 'a' after w and qu.	
Spellings to practise:	
1	want
2	watch
3	wander
4	quantity
5	squash
6	quality
7	squabble
8	squad
9	quad
10	quarrel
Why not try this <b>top tip</b> when practising your spellings?	
Write each word three times in different sizes - small, medium and large.	
	


Name:	
Year 2 Spring	
w/b 15th March 2021	
Learning focus:	
The /o/ sound spelt with 'a' after w and qu.	
Spellings to practise:	
1	want
2	watch
3	wander
4	quantity
5	squash
6	quality
7	squabble
8	squad
9	quad
10	quarrel
Why not try this <b>top tip</b> when practising your spellings?	
Write each word three times in different sizes - small, medium and large.	
	


Name:	
Year 2 Spring	
w/b 15th March 2021	
Learning focus:	
The /o/ sound spelt with 'a' after w and qu.	
Spellings to practise:	
1	want
2	watch
3	wander
4	quantity
5	squash
6	quality
7	squabble
8	squad
9	quad
10	quarrel
Why not try this <b>top tip</b> when practising your spellings?	
Write each word three times in different sizes - small, medium and large.	
	


Name:	
Year 2 Spring	
w/b 22nd March 2021	
Learning focus:	
The stressed/er/ spelt with 'or' after w and the sound / or/ spelt 'ar' after w.	
Spellings to practise:	
1	word
2	work
3	worm
4	world
5	worth
6	worst
7	war
8	warm
9	towards
10	ward
Why not try this <b>top tip</b> when practising your spellings?	
Write each word on paper, cut out each letter and then put the words back together again.	
	


Name:	
Year 2 Spring	
w/b 22nd March 2021	
Learning focus:	
The stressed/er/ spelt with 'or' after w and the sound / or/ spelt 'ar' after w.	
Spellings to practise:	
1	word
2	work
3	worm
4	world
5	worth
6	worst
7	war
8	warm
9	towards
10	ward
Why not try this <b>top tip</b> when practising your spellings?	
Write each word on paper, cut out each letter and then put the words back together again.	
	


Name:	
Year 2 Spring	
w/b 22nd March 2021	
Learning focus:	
The stressed/er/ spelt with 'or' after w and the sound / or/ spelt 'ar' after w.	
Spellings to practise:	
1	word
2	work
3	worm
4	world
5	worth
6	worst
7	war
8	warm
9	towards
10	ward
Why not try this <b>top tip</b> when practising your spellings?	
Write each word on paper, cut out each letter and then put the words back together again.	
	


Name:	
Year 2 Spring	
w/b 29th March 2021	
Learning focus:	
.The sound /zh/ spelt 's'	
Spellings to practise:	
1	television
2	treasure
3	usual
4	division
5	vision
6	pleasure
7	measure
8	occasion
9	usually
10	leisure
Why not try this <b>top tip</b> when practising your spellings?	
Jump up and down or skip whilst saying each letter of the word you are learning to spell.	
	

Name:	
Year 2 Spring	
w/b 29th March 2021	
Learning focus:	
.The sound /zh/ spelt 's'	
Spellings to practise:	
1	television
2	treasure
3	usual
4	division
5	vision
6	pleasure
7	measure
8	occasion
9	usually
10	leisure
Why not try this <b>top tip</b> when practising your spellings?	
Jump up and down or skip whilst saying each letter of the word you are learning to spell.	
	

Name:	
Year 2 Spring	
w/b 29th March 2021	
Learning focus:	
.The sound /zh/ spelt 's'	
Spellings to practise:	
1	television
2	treasure
3	usual
4	division
5	vision
6	pleasure
7	measure
8	occasion
9	usually
10	leisure
Why not try this <b>top tip</b> when practising your spellings?	
Jump up and down or skip whilst saying each letter of the word you are learning to spell.	
	

Name:	
Year 2 Spring	
w/b 5th April 2021 - EASTER HOMEWORK	
Learning focus:	
Common Exception Words	
Spellings to practise:	
1	even
2	break
3	steak
4	great
5	move
6	prove
7	improve
8	sure
9	sugar
10	eye
Why not try this <b>top tip</b> when practising your spellings?	
Play 'Spelling Tennis' with someone at home. One person starts with a letter, then the other adds one until the word is made.	
	


Name:	
Year 2 Spring	
w/b 5th April 2021 - EASTER HOMEWORK	
Learning focus:	
Common Exception Words	
Spellings to practise:	
1	even
2	break
3	steak
4	great
5	move
6	prove
7	improve
8	sure
9	sugar
10	eye
Why not try this <b>top tip</b> when practising your spellings?	
Play 'Spelling Tennis' with someone at home. One person starts with a letter, then the other adds one until the word is made.	
	


Name:	
Year 2 Spring	
w/b 5th April 2021 - EASTER HOMEWORK	
Learning focus:	
Common Exception Words	
Spellings to practise:	
1	even
2	break
3	steak
4	great
5	move
6	prove
7	improve
8	sure
9	sugar
10	eye
Why not try this <b>top tip</b> when practising your spellings?	
Play 'Spelling Tennis' with someone at home. One person starts with a letter, then the other adds one until the word is made.	
	





Name:	
Year 2 Summer	
w/b 19th April 2021	
Learning focus:	
The suffixes - ment, -ness and -ful	
Spellings to practise:	
1	enjoyment
2	sadness
3	careful
4	playful
5	plainness
6	argument
7	marriment
8	happiness
9	plentiful
10	cheerful
Why not try this <b>top tip</b> when practising your spellings?	
Write silly sentences using a spelling word in each sentence.	
	


Name:	
Year 2 Summer	
w/b 19th April 2021	
Learning focus:	
The suffixes - ment, -ness and -ful	
Spellings to practise:	
1	enjoyment
2	sadness
3	careful
4	playful
5	plainness
6	argument
7	marriment
8	happiness
9	plentiful
10	cheerful
Why not try this <b>top tip</b> when practising your spellings?	
Write silly sentences using a spelling word in each sentence.	
	

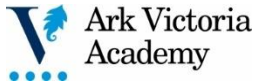
Name:	
Year 2 Summer	
w/b 19th April 2021	
Learning focus:	
The suffixes - ment, -ness and -ful	
Spellings to practise:	
1	enjoyment
2	sadness
3	careful
4	playful
5	plainness
6	argument
7	marriment
8	happiness
9	plentiful
10	cheerful
Why not try this <b>top tip</b> when practising your spellings?	
Write silly sentences using a spelling word in each sentence.	
	


Name:	
Year 2 Summer	
w/b 26th April 2021	
Learning focus:	
The suffixes -less and -ly	
Spellings to practise:	
1	badly
2	hopeless
3	penniless
4	happily
5	lovely
6	joyless
7	slowly
8	quickly
9	careless
10	fearless
Why not try this <b>top tip</b> when practising your spellings?	
Draw and colour a picture. Hide your spelling words inside your picture. Show your picture to someone and see if they can find your hidden words.	
	


Name:	
Year 2 Summer	
w/b 26th April 2021	
Learning focus:	
The suffixes -less and -ly	
Spellings to practise:	
1	badly
2	hopeless
3	penniless
4	happily
5	lovely
6	joyless
7	slowly
8	quickly
9	careless
10	fearless
Why not try this <b>top tip</b> when practising your spellings?	
Draw and colour a picture. Hide your spelling words inside your picture. Show your picture to someone and see if they can find your hidden words.	
	

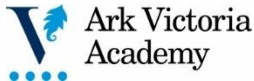
Name:	
Year 2 Summer	
w/b 26th April 2021	
Learning focus:	
The suffixes -less and -ly	
Spellings to practise:	
1	badly
2	hopeless
3	penniless
4	happily
5	lovely
6	joyless
7	slowly
8	quickly
9	careless
10	fearless
Why not try this <b>top tip</b> when practising your spellings?	
Draw and colour a picture. Hide your spelling words inside your picture. Show your picture to someone and see if they can find your hidden words.	
	


Name:	
Year 2 Summer	
w/b 3rd May 2021	
Learning focus:	
Words ending in -tion	
Spellings to practise:	
1	station
2	fiction
3	motion
4	national
5	section
6	addition
7	subtraction
8	potion
9	option
10	introduction
Why not try this <b>top tip</b> when practising your spellings?	
Write each word in pencil. Then trace over each word three times - each time with a different colour.	
	


Name:	
Year 2 Summer	
w/b 3rd May 2021	
Learning focus:	
Words ending in -tion	
Spellings to practise:	
1	station
2	fiction
3	motion
4	national
5	section
6	addition
7	subtraction
8	potion
9	option
10	introduction
Why not try this <b>top tip</b> when practising your spellings?	
Write each word in pencil. Then trace over each word three times - each time with a different colour.	
	


Name:	
Year 2 Summer	
w/b 3rd May 2021	
Learning focus:	
Words ending in -tion	
Spellings to practise:	
1	station
2	fiction
3	motion
4	national
5	section
6	addition
7	subtraction
8	potion
9	option
10	introduction
Why not try this <b>top tip</b> when practising your spellings?	
Write each word in pencil. Then trace over each word three times - each time with a different colour.	
	


Name:	
Year 2 Summer	
w/b 10th May 2021	
Learning focus:	
Contractions	
Spellings to practise:	
1	can't
2	didn't
3	hasn't
4	couldn't
5	it's
6	wouldn't
7	shouldn't
8	wasn't
9	Mr
10	Mrs
Why not try this <b>top tip</b> when practising your spellings?	
Write each letter of the word you are practising in the palm of your hand. Then write down the word on paper.	
	

Name:	
Year 2 Summer	
w/b 10th May 2021	
Learning focus:	
Contractions	
Spellings to practise:	
1	can't
2	didn't
3	hasn't
4	couldn't
5	it's
6	wouldn't
7	shouldn't
8	wasn't
9	Mr
10	Mrs
Why not try this <b>top tip</b> when practising your spellings?	
Write each letter of the word you are practising in the palm of your hand. Then write down the word on paper.	
	

Name:	
Year 2 Summer	
w/b 10th May 2021	
Learning focus:	
Contractions	
Spellings to practise:	
1	can't
2	didn't
3	hasn't
4	couldn't
5	it's
6	wouldn't
7	shouldn't
8	wasn't
9	Mr
10	Mrs
Why not try this <b>top tip</b> when practising your spellings?	
Write each letter of the word you are practising in the palm of your hand. Then write down the word on paper.	
	


Name:	
Year 2 Summer	
w/b 17th May 2021	
Learning focus:	
The possessive apostrophe	
Spellings to practise:	
1	Megan's
2	Ravi's
3	the girl's
4	the child's
5	the man's
6	the woman's
7	the school's
8	a dog's
9	a teacher's
10	a friend's
Why not try this <b>top tip</b> when practising your spellings?	
Learn each word by saying or singing the letters out loud, developing a melody.	
	


Name:	
Year 2 Summer	
w/b 17th May 2021	
Learning focus:	
The possessive apostrophe	
Spellings to practise:	
1	Megan's
2	Ravi's
3	the girl's
4	the child's
5	the man's
6	the woman's
7	the school's
8	a dog's
9	a teacher's
10	a friend's
Why not try this <b>top tip</b> when practising your spellings?	
Learn each word by saying or singing the letters out loud, developing a melody.	
	

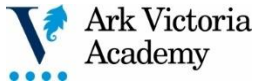
Name:	
Year 2 Summer	
w/b 17th May 2021	
Learning focus:	
The possessive apostrophe	
Spellings to practise:	
1	Megan's
2	Ravi's
3	the girl's
4	the child's
5	the man's
6	the woman's
7	the school's
8	a dog's
9	a teacher's
10	a friend's
Why not try this <b>top tip</b> when practising your spellings?	
Learn each word by saying or singing the letters out loud, developing a melody.	
	


Name:	
Year 2 Summer	
w/b 31st May 2021	
Learning focus:	
Common Exception Words	
Spellings to practise:	
1	any
2	many
3	clothes
4	water
5	pretty
6	Christmas
7	beautiful
8	busy
9	poor
10	kind
Why not try this <b>top tip</b> when practising your spellings?	
Clap out the letters of each word, then say the word in full.	
	


Name:	
Year 2 Summer	
w/b 31st May 2021	
Learning focus:	
Common Exception Words	
Spellings to practise:	
1	any
2	many
3	clothes
4	water
5	pretty
6	Christmas
7	beautiful
8	busy
9	poor
10	kind
Why not try this <b>top tip</b> when practising your spellings?	
Clap out the letters of each word, then say the word in full.	
	


Name:	
Year 2 Summer	
w/b 31st May 2021	
Learning focus:	
Common Exception Words	
Spellings to practise:	
1	any
2	many
3	clothes
4	water
5	pretty
6	Christmas
7	beautiful
8	busy
9	poor
10	kind
Why not try this <b>top tip</b> when practising your spellings?	
Clap out the letters of each word, then say the word in full.	
	


Name:	
Year 2 Summer	
w/b 7th June 2021	
Learning focus:	
Homophones and near homophones	
Spellings to practise:	
1	there
2	their
3	they're
4	here
5	hear
6	see
7	sea
8	to
9	too
10	two
Why not try this <b>top tip</b> when practising your spellings?	
Write each word in big letters, then trace over the letters with your finger and say them aloud.	
	

Name:	
Year 2 Summer	
w/b 7th June 2021	
Learning focus:	
Homophones and near homophones	
Spellings to practise:	
1	there
2	their
3	they're
4	here
5	hear
6	see
7	sea
8	to
9	too
10	two
Why not try this <b>top tip</b> when practising your spellings?	
Write each word in big letters, then trace over the letters with your finger and say them aloud.	
	


Name:	
Year 2 Summer	
w/b 7th June 2021	
Learning focus:	
Homophones and near homophones	
Spellings to practise:	
1	there
2	their
3	they're
4	here
5	hear
6	see
7	sea
8	to
9	too
10	two
Why not try this <b>top tip</b> when practising your spellings?	
Write each word in big letters, then trace over the letters with your finger and say them aloud.	
	


Name:	
Year 2 Summer	
w/b 14th June 2021	
Learning focus:	
Homophones and near homophones	
Spellings to practise:	
1	be
2	bee
3	quite
4	quiet
5	bare
6	bear
7	one
8	won
9	son
10	sun
Why not try this <b>top tip</b> when practising your spellings?	
Ask someone at home to write each letter of the word you are practising on your back. You need to say each letter aloud and then the whole word.	
	


Name:	
Year 2 Summer	
w/b 14th June 2021	
Learning focus:	
Homophones and near homophones	
Spellings to practise:	
1	be
2	bee
3	quite
4	quiet
5	bare
6	bear
7	one
8	won
9	son
10	sun
Why not try this <b>top tip</b> when practising your spellings?	
Ask someone at home to write each letter of the word you are practising on your back. You need to say each letter aloud and then the whole word.	
	


Name:	
Year 2 Summer	
w/b 14th June 2021	
Learning focus:	
Homophones and near homophones	
Spellings to practise:	
1	be
2	bee
3	quite
4	quiet
5	bare
6	bear
7	one
8	won
9	son
10	sun
Why not try this <b>top tip</b> when practising your spellings?	
Ask someone at home to write each letter of the word you are practising on your back. You need to say each letter aloud and then the whole word.	
	

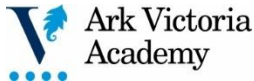



Name:	
Year 2 Summer	
w/b 21st June 2021	
Learning focus:	
Homophones and near homophones. Conjunctions	
Spellings to practise:	
1	night
2	knight
3	blue
4	blew
5	hole
6	whole
7	because
8	so
9	that
10	or
Why not try this <b>top tip</b> when practising your spellings?	
Write each word three times in different sizes - small, medium and large.	
	


Name:	
Year 2 Summer	
w/b 21st June 2021	
Learning focus:	
Homophones and near homophones. Conjunctions	
Spellings to practise:	
1	night
2	knight
3	blue
4	blew
5	hole
6	whole
7	because
8	so
9	that
10	or
Why not try this <b>top tip</b> when practising your spellings?	
Write each word three times in different sizes - small, medium and large.	
	

Name:	
Year 2 Summer	
w/b 21st June 2021	
Learning focus:	
Homophones and near homophones. Conjunctions	
Spellings to practise:	
1	night
2	knight
3	blue
4	blew
5	hole
6	whole
7	because
8	so
9	that
10	or
Why not try this <b>top tip</b> when practising your spellings?	
Write each word three times in different sizes - small, medium and large.	
	


Name:	
Year 2 Summer	
w/b 28th June 2021	
Learning focus:	
Months of the year/ time	
Spellings to practise:	
1	January
2	February
3	March
4	April
5	May
6	June
7	July
8	August
9	September
10	October
Why not try this <b>top tip</b> when practising your spellings?	
Write each word on paper, cut out each letter and then put the words back together again.	
	


Name:	
Year 2 Summer	
w/b 28th June 2021	
Learning focus:	
Months of the year/ time	
Spellings to practise:	
1	January
2	February
3	March
4	April
5	May
6	June
7	July
8	August
9	September
10	October
Why not try this <b>top tip</b> when practising your spellings?	
Write each word on paper, cut out each letter and then put the words back together again.	
	

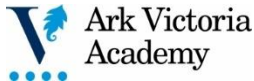
Name:	
Year 2 Summer	
w/b 28th June 2021	
Learning focus:	
Months of the year/ time	
Spellings to practise:	
1	January
2	February
3	March
4	April
5	May
6	June
7	July
8	August
9	September
10	October
Why not try this <b>top tip</b> when practising your spellings?	
Write each word on paper, cut out each letter and then put the words back together again.	
	

Name:	
Year 2 Summer	
w/b 5th July 2021	
Learning focus:	
Months of the year/ time	
Spellings to practise:	
1	November
2	December
3	after
4	past
5	hour
6	half
7	minute
8	quarter
9	month
10	second
Why not try this <b>top tip</b> when practising your spellings?	
Jump up and down or skip whilst saying each letter of the word you are learning to spell.	
	

Name:	
Year 2 Summer	
w/b 5th July 2021	
Learning focus:	
Months of the year/ time	
Spellings to practise:	
1	November
2	December
3	after
4	past
5	hour
6	half
7	minute
8	quarter
9	month
10	second
Why not try this <b>top tip</b> when practising your spellings?	
Jump up and down or skip whilst saying each letter of the word you are learning to spell.	
	

Name:	
Year 2 Summer	
w/b 5th July 2021	
Learning focus:	
Months of the year/ time	
Spellings to practise:	
1	November
2	December
3	after
4	past
5	hour
6	half
7	minute
8	quarter
9	month
10	second
Why not try this <b>top tip</b> when practising your spellings?	
Jump up and down or skip whilst saying each letter of the word you are learning to spell.	
	

Name:	
Year 2 Summer	
w/b 12th July 2021	
Learning focus:	
Question Words/ SPaG Terms	
Spellings to practise:	
1	who
2	why
3	what
4	how
5	which
6	where
7	when
8	adjective
9	adverb
10	verb
Why not try this <b>top tip</b> when practising your spellings?	
Play 'Spelling Tennis' with someone at home. One person starts with a letter, then the other adds one until the word is made.	
	

Name:	
Year 2 Summer	
w/b 12th July 2021	
Learning focus:	
Question Words/ SPaG Terms	
Spellings to practise:	
1	who
2	why
3	what
4	how
5	which
6	where
7	when
8	adjective
9	adverb
10	verb
Why not try this <b>top tip</b> when practising your spellings?	
Play 'Spelling Tennis' with someone at home. One person starts with a letter, then the other adds one until the word is made.	
	

Name:	
Year 2 Summer	
w/b 12th July 2021	
Learning focus:	
Question Words/ SPaG Terms	
Spellings to practise:	
1	who
2	why
3	what
4	how
5	which
6	where
7	when
8	adjective
9	adverb
10	verb
Why not try this <b>top tip</b> when practising your spellings?	
Play 'Spelling Tennis' with someone at home. One person starts with a letter, then the other adds one until the word is made.	
