




Name:	
Year 6 Autumn	
w/b 14th September 2020	
Learning focus:	
Ambitious Synonyms: adjectives	
Spellings to practise:	
1	aggressive
2	hostile
3	awkward
4	obstinate
5	desperate
6	frantic
7	disastrous
8	calamitous
9	marvellous
10	spectacular
Why not try this <b>top tip</b> when practising your spellings?	
Make up a short rhyme or song to remember each spelling.	
	

Name:	
Year 6 Autumn	
w/b 14th September 2020	
Learning focus:	
Ambitious Synonyms: adjectives	
Spellings to practise:	
1	aggressive
2	hostile
3	awkward
4	obstinate
5	desperate
6	frantic
7	disastrous
8	calamitous
9	marvellous
10	spectacular
Why not try this <b>top tip</b> when practising your spellings?	
Make up a short rhyme or song to remember each spelling.	
	


Name:	
Year 6 Autumn	
w/b 14th September 2020	
Learning focus:	
Ambitious Synonyms: adjectives	
Spellings to practise:	
1	aggressive
2	hostile
3	awkward
4	obstinate
5	desperate
6	frantic
7	disastrous
8	calamitous
9	marvellous
10	spectacular
Why not try this <b>top tip</b> when practising your spellings?	
Make up a short rhyme or song to remember each spelling.	
	


Name:	
Year 6 Autumn	
w/b 21st September 2020	
<b>Learning focus:</b>	
Homophones & Near Homophones: nouns that end in -ce/-cy and verbs that end in -se/-sy.	
<b>Spellings to practise:</b>	
1	advice
2	advise
3	device
4	devise
5	licence
6	license
7	practice
8	practise
9	prophecy
10	prophesy
Why not try this <b>top tip</b> when practising your spellings?	
Write a mnemonic to remind you of the spelling. The first letter of each word in the sentence spells the word. E.g Rhythm: Rhythm Helps Your Two Hips Move	
	


Name:	
Year 6 Autumn	
w/b 21st September 2020	
<b>Learning focus:</b>	
Homophones & Near Homophones: nouns that end in -ce/-cy and verbs that end in -se/-sy.	
<b>Spellings to practise:</b>	
1	advice
2	advise
3	device
4	devise
5	licence
6	license
7	practice
8	practise
9	prophecy
10	prophesy
Why not try this <b>top tip</b> when practising your spellings?	
Write a mnemonic to remind you of the spelling. The first letter of each word in the sentence spells the word. E.g Rhythm: Rhythm Helps Your Two Hips Move	
	


Name:	
Year 6 Autumn	
w/b 21st September 2020	
<b>Learning focus:</b>	
Homophones & Near Homophones: nouns that end in -ce/-cy and verbs that end in -se/-sy.	
<b>Spellings to practise:</b>	
1	advice
2	advise
3	device
4	devise
5	licence
6	license
7	practice
8	practise
9	prophecy
10	prophesy
Why not try this <b>top tip</b> when practising your spellings?	
Write a mnemonic to remind you of the spelling. The first letter of each word in the sentence spells the word. E.g Rhythm: Rhythm Helps Your Two Hips Move	
	


Name:	
Year 6 Autumn	
w/b 28th September 2020	
Learning focus:	
Adjectives ending in -ant into nouns ending in -ance/-ancy.	
Spellings to practise:	
1	observant
2	observance
3	expectant
4	expectancy
5	hesitant
6	hesitancy
7	tolerant
8	tolerance
9	relevant
10	relevance
Why not try this <b>top tip</b> when practising your spellings?	
Clap the syllables of each word. E.g. Relation = Re / la / tion	
	


Name:	
Year 6 Autumn	
w/b 28th September 2020	
Learning focus:	
Adjectives ending in -ant into nouns ending in -ance/-ancy.	
Spellings to practise:	
1	observant
2	observance
3	expectant
4	expectancy
5	hesitant
6	hesitancy
7	tolerant
8	tolerance
9	relevant
10	relevance
Why not try this <b>top tip</b> when practising your spellings?	
Clap the syllables of each word. E.g. Relation = Re / la / tion	
	

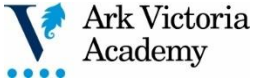
Name:	
Year 6 Autumn	
w/b 28th September 2020	
Learning focus:	
Adjectives ending in -ant into nouns ending in -ance/-ancy.	
Spellings to practise:	
1	observant
2	observance
3	expectant
4	expectancy
5	hesitant
6	hesitancy
7	tolerant
8	tolerance
9	relevant
10	relevance
Why not try this <b>top tip</b> when practising your spellings?	
Clap the syllables of each word. E.g. Relation = Re / la / tion	
	


Name:	
Year 6 Autumn	
w/b 5th October 2020	
Learning focus:	
Adjectives ending in -ent into nouns ending in -encen/-ency.	
Spellings to practise:	
1	innocent
2	innocence
3	decent
4	decency
5	excellent
6	excellence
7	confident
8	confidence
9	existent
10	existence
Why not try this <b>top tip</b> when practising your spellings?	
Beat the clock! Ask someone to read out each word. Write them down as quickly as you can.	
	


Name:	
Year 6 Autumn	
w/b 5th October 2020	
Learning focus:	
Adjectives ending in -ent into nouns ending in -encen/-ency.	
Spellings to practise:	
1	innocent
2	innocence
3	decent
4	decency
5	excellent
6	excellence
7	confident
8	confidence
9	existent
10	existence
Why not try this <b>top tip</b> when practising your spellings?	
Beat the clock! Ask someone to read out each word. Write them down as quickly as you can.	
	


Name:	
Year 6 Autumn	
w/b 5th October 2020	
Learning focus:	
Adjectives ending in -ent into nouns ending in -encen/-ency.	
Spellings to practise:	
1	innocent
2	innocence
3	decent
4	decency
5	excellent
6	excellence
7	confident
8	confidence
9	existent
10	existence
Why not try this <b>top tip</b> when practising your spellings?	
Beat the clock! Ask someone to read out each word. Write them down as quickly as you can.	
	


Name:	
Year 6 Autumn	
w/b 12th October 2020	
Learning focus:	
Hyphens: To join a prefix ending in a vowel to a root word beginning with a vowel.	
Spellings to practise:	
1	co-operate
2	co-ordinate
3	co-own
4	co-author
5	re-enter
6	re-educate
7	re-examine
8	re-evaluate
9	re-energise
10	re-elect
Why not try this <b>top tip</b> when practising your spellings?	
Play 'Spelling Tennis' with someone at home. One person starts with a letter, then the other adds one until the word is made.	
	


Name:	
Year 6 Autumn	
w/b 12th October 2020	
Learning focus:	
Hyphens: To join a prefix ending in a vowel to a root word beginning with a vowel.	
Spellings to practise:	
1	co-operate
2	co-ordinate
3	co-own
4	co-author
5	re-enter
6	re-educate
7	re-examine
8	re-evaluate
9	re-energise
10	re-elect
Why not try this <b>top tip</b> when practising your spellings?	
Play 'Spelling Tennis' with someone at home. One person starts with a letter, then the other adds one until the word is made.	
	


Name:	
Year 6 Autumn	
w/b 12th October 2020	
Learning focus:	
Hyphens: To join a prefix ending in a vowel to a root word beginning with a vowel.	
Spellings to practise:	
1	co-operate
2	co-ordinate
3	co-own
4	co-author
5	re-enter
6	re-educate
7	re-examine
8	re-evaluate
9	re-energise
10	re-elect
Why not try this <b>top tip</b> when practising your spellings?	
Play 'Spelling Tennis' with someone at home. One person starts with a letter, then the other adds one until the word is made.	
	


Name:	
Year 6 Autumn	
w/b 19th October 2020	
Learning focus:	
Hyphens: To join compound adjectives to avoid ambiguity.	
Spellings to practise:	
1	man-eating
2	little-used
3	rock-bottom
4	wide-eyed
5	pig-headed
6	tight-fisted
7	cold-hearted
8	stone-faced
9	green-eyed
10	short-tempered
Why not try this <b>top tip</b> when practising your spellings?	
Pyramid writing. E.g. h ho hom home	
	


Name:	
Year 6 Autumn	
w/b 19th October 2020	
Learning focus:	
Hyphens: To join compound adjectives to avoid ambiguity.	
Spellings to practise:	
1	man-eating
2	little-used
3	rock-bottom
4	wide-eyed
5	pig-headed
6	tight-fisted
7	cold-hearted
8	stone-faced
9	green-eyed
10	short-tempered
Why not try this <b>top tip</b> when practising your spellings?	
Pyramid writing. E.g. h ho hom home	
	


Name:	
Year 6 Autumn	
w/b 19th October 2020	
Learning focus:	
Hyphens: To join compound adjectives to avoid ambiguity.	
Spellings to practise:	
1	man-eating
2	little-used
3	rock-bottom
4	wide-eyed
5	pig-headed
6	tight-fisted
7	cold-hearted
8	stone-faced
9	green-eyed
10	short-tempered
Why not try this <b>top tip</b> when practising your spellings?	
Pyramid writing. E.g. h ho hom home	
	


Name:	
Year 6 Autumn	
w/b 2nd November 2020	
Learning focus:	
Words ending in - able.	
Spellings to practise:	
1	applicable
2	tolerable
3	operable
4	considerable
5	dependable
6	comfortable
7	reasonable
8	perishable
9	breakable
10	fashionable
Why not try this <b>top tip</b> when practising your spellings?	
Find hidden words within a word e.g. sincerely = since + rely	
	

Name:	
Year 6 Autumn	
w/b 2nd November 2020	
Learning focus:	
Words ending in - able.	
Spellings to practise:	
1	applicable
2	tolerable
3	operable
4	considerable
5	dependable
6	comfortable
7	reasonable
8	perishable
9	breakable
10	fashionable
Why not try this <b>top tip</b> when practising your spellings?	
Find hidden words within a word e.g. sincerely = since + rely	
	


Name:	
Year 6 Autumn	
w/b 2nd November 2020	
Learning focus:	
Words ending in - able.	
Spellings to practise:	
1	applicable
2	tolerable
3	operable
4	considerable
5	dependable
6	comfortable
7	reasonable
8	perishable
9	breakable
10	fashionable
Why not try this <b>top tip</b> when practising your spellings?	
Find hidden words within a word e.g. sincerely = since + rely	
	


Name:	
Year 6 Autumn	
w/b 9th November 2020	
Learning focus:	
Words ending in - able.	
Spellings to practise:	
1	adorable
2	valuable
3	advisable
4	believable
5	desirable
6	excitable
7	knowledgeable
8	likeable
9	changeable
10	noticeable
Why not try this <b>top tip</b> when practising your spellings?	
Use a different colour for the vowels and consonants when writing out your spellings.	
	


Name:	
Year 6 Autumn	
w/b 9th November 2020	
Learning focus:	
Words ending in - able.	
Spellings to practise:	
1	adorable
2	valuable
3	advisable
4	believable
5	desirable
6	excitable
7	knowledgeable
8	likeable
9	changeable
10	noticeable
Why not try this <b>top tip</b> when practising your spellings?	
Use a different colour for the vowels and consonants when writing out your spellings.	
	


Name:	
Year 6 Autumn	
w/b 9th November 2020	
Learning focus:	
Words ending in - able.	
Spellings to practise:	
1	adorable
2	valuable
3	advisable
4	believable
5	desirable
6	excitable
7	knowledgeable
8	likeable
9	changeable
10	noticeable
Why not try this <b>top tip</b> when practising your spellings?	
Use a different colour for the vowels and consonants when writing out your spellings.	
	

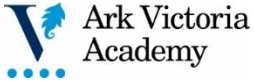



Name:	
Year 6 Autumn	
w/b 16th November 2020	
Learning focus:	
Words ending in - ably.	
Spellings to practise:	
1	adorably
2	valuably
3	believably
4	considerably
5	tolerably
6	changeably
7	noticeably
8	dependably
9	comfortably
10	reasonably
Why not try this <b>top tip</b> when practising your spellings?	
Write the spellings on individual pieces of paper and lay them out. Ask someone at home to take one away while you are not looking. Look and see if you can say the missing word!	
	


Name:	
Year 6 Autumn	
w/b 16th November 2020	
Learning focus:	
Words ending in - ably.	
Spellings to practise:	
1	adorably
2	valuably
3	believably
4	considerably
5	tolerably
6	changeably
7	noticeably
8	dependably
9	comfortably
10	reasonably
Why not try this <b>top tip</b> when practising your spellings?	
Write the spellings on individual pieces of paper and lay them out. Ask someone at home to take one away while you are not looking. Look and see if you can say the missing word!	
	

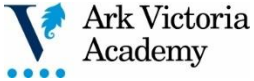
Name:	
Year 6 Autumn	
w/b 16th November 2020	
Learning focus:	
Words ending in - ably.	
Spellings to practise:	
1	adorably
2	valuably
3	believably
4	considerably
5	tolerably
6	changeably
7	noticeably
8	dependably
9	comfortably
10	reasonably
Why not try this <b>top tip</b> when practising your spellings?	
Write the spellings on individual pieces of paper and lay them out. Ask someone at home to take one away while you are not looking. Look and see if you can say the missing word!	
	


Name:	
Year 6 Autumn	
w/b 23rd November 2020	
Learning focus:	
Word families based on common words, showing how words are related in form and meaning.	
Spellings to practise:	
1	temperature
2	temper
3	temperament
4	tempered
5	variety
6	vary
7	variation
8	varied
9	variable
10	variance
Why not try this <b>top tip</b> when practising your spellings?	
Once you have written out your spellings, highlight the trickiest part of each word to help you remember what you find difficult.	
	


Name:	
Year 6 Autumn	
w/b 23rd November 2020	
Learning focus:	
Word families based on common words, showing how words are related in form and meaning.	
Spellings to practise:	
1	temperature
2	temper
3	temperament
4	tempered
5	variety
6	vary
7	variation
8	varied
9	variable
10	variance
Why not try this <b>top tip</b> when practising your spellings?	
Once you have written out your spellings, highlight the trickiest part of each word to help you remember what you find difficult.	
	


Name:	
Year 6 Autumn	
w/b 23rd November 2020	
Learning focus:	
Word families based on common words, showing how words are related in form and meaning.	
Spellings to practise:	
1	temperature
2	temper
3	temperament
4	tempered
5	variety
6	vary
7	variation
8	varied
9	variable
10	variance
Why not try this <b>top tip</b> when practising your spellings?	
Once you have written out your spellings, highlight the trickiest part of each word to help you remember what you find difficult.	
	

Name:	
Year 6 Autumn	
w/b 30th November 2020	
<b>Learning focus:</b>	
Word families based on common words, showing how words are related in form and meaning.	
<b>Spellings to practise:</b>	
1	suggest
2	digest
3	congestion
4	gesture
5	gestation
6	lightning
7	daylight
8	enlighten
9	twilight
10	limelight
Why not try this <b>top tip</b> when practising your spellings?	
Cheerleading! "Give me an 'd', give me an 'a', give me an 'l', 'l', 'y'. Shout out the word: 'daily'!"	
	


Name:	
Year 6 Autumn	
w/b 30th November 2020	
<b>Learning focus:</b>	
Word families based on common words, showing how words are related in form and meaning.	
<b>Spellings to practise:</b>	
1	suggest
2	digest
3	congestion
4	gesture
5	gestation
6	lightning
7	daylight
8	enlighten
9	twilight
10	limelight
Why not try this <b>top tip</b> when practising your spellings?	
Cheerleading! "Give me an 'd', give me an 'a', give me an 'l', 'l', 'y'. Shout out the word: 'daily'!"	
	


Name:	
Year 6 Autumn	
w/b 30th November 2020	
<b>Learning focus:</b>	
Word families based on common words, showing how words are related in form and meaning.	
<b>Spellings to practise:</b>	
1	suggest
2	digest
3	congestion
4	gesture
5	gestation
6	lightning
7	daylight
8	enlighten
9	twilight
10	limelight
Why not try this <b>top tip</b> when practising your spellings?	
Cheerleading! "Give me an 'd', give me an 'a', give me an 'l', 'l', 'y'. Shout out the word: 'daily'!"	
	


Name:	
Year 6 Autumn	
w/b 7th December 2020	
Learning focus:	
Creating diminutives using prefixes micro- or mini-.	
Spellings to practise:	
1	minibus
2	miniskirt
3	miniscule
4	minibeast
5	minicab
6	minimum
7	microscope
8	microchip
9	microphone
10	microwave
Why not try this <b>top tip</b> when practising your spellings?	
Write 4 or 5 words on cards, chop them up and piece them back together.	
	


Name:	
Year 6 Autumn	
w/b 7th December 2020	
Learning focus:	
Creating diminutives using prefixes micro- or mini-.	
Spellings to practise:	
1	minibus
2	miniskirt
3	miniscule
4	minibeast
5	minicab
6	minimum
7	microscope
8	microchip
9	microphone
10	microwave
Why not try this <b>top tip</b> when practising your spellings?	
Write 4 or 5 words on cards, chop them up and piece them back together.	
	

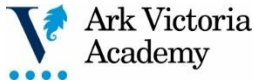
Name:	
Year 6 Autumn	
w/b 7th December 2020	
Learning focus:	
Creating diminutives using prefixes micro- or mini-.	
Spellings to practise:	
1	minibus
2	miniskirt
3	miniscule
4	minibeast
5	minicab
6	minimum
7	microscope
8	microchip
9	microphone
10	microwave
Why not try this <b>top tip</b> when practising your spellings?	
Write 4 or 5 words on cards, chop them up and piece them back together.	
	

Name:	
Year 6 Spring	
w/b 11th January 2021	
Learning focus:	
Adding suffixes beginning with vowel letters to word ending in -fer.	
Spellings to practise:	
1	referring
2	referred
3	referral
4	reference
5	referee
6	preferring
7	preferred
8	preference
9	transferring
10	transference
Why not try this <b>top tip</b> when practising your spellings?	
Make up a short rhyme or song to remember each spelling.	
	


Name:	
Year 6 Spring	
w/b 11th January 2021	
Learning focus:	
Adding suffixes beginning with vowel letters to word ending in -fer.	
Spellings to practise:	
1	referring
2	referred
3	referral
4	reference
5	referee
6	preferring
7	preferred
8	preference
9	transferring
10	transference
Why not try this <b>top tip</b> when practising your spellings?	
Make up a short rhyme or song to remember each spelling.	
	

Name:	
Year 6 Spring	
w/b 11th January 2021	
Learning focus:	
Adding suffixes beginning with vowel letters to word ending in -fer.	
Spellings to practise:	
1	referring
2	referred
3	referral
4	reference
5	referee
6	preferring
7	preferred
8	preference
9	transferring
10	transference
Why not try this <b>top tip</b> when practising your spellings?	
Make up a short rhyme or song to remember each spelling.	
	


Name:	
Year 6 Spring	
w/b 18th January 2021	
Learning focus:	
Words with a long /e/ sound spelt 'ie' or 'ei' after c (and exceptions).	
Spellings to practise:	
1	siege
2	niece
3	grief
4	chief
5	fiend
6	shriek
7	believe
8	achieve
9	convenience
10	mischievous
Why not try this <b>top tip</b> when practising your spellings?	
Write a mnemonic to remind you of the spelling. The first letter of each word in the sentence spells the word. E.g Rhythm: Rhythm Helps Your Two Hips Move	
	


Name:	
Year 6 Spring	
w/b 18th January 2021	
Learning focus:	
Words with a long /e/ sound spelt 'ie' or 'ei' after c (and exceptions).	
Spellings to practise:	
1	siege
2	niece
3	grief
4	chief
5	fiend
6	shriek
7	believe
8	achieve
9	convenience
10	mischievous
Why not try this <b>top tip</b> when practising your spellings?	
Write a mnemonic to remind you of the spelling. The first letter of each word in the sentence spells the word. E.g Rhythm: Rhythm Helps Your Two Hips Move	
	

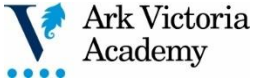
Name:	
Year 6 Spring	
w/b 18th January 2021	
Learning focus:	
Words with a long /e/ sound spelt 'ie' or 'ei' after c (and exceptions).	
Spellings to practise:	
1	siege
2	niece
3	grief
4	chief
5	fiend
6	shriek
7	believe
8	achieve
9	convenience
10	mischievous
Why not try this <b>top tip</b> when practising your spellings?	
Write a mnemonic to remind you of the spelling. The first letter of each word in the sentence spells the word. E.g Rhythm: Rhythm Helps Your Two Hips Move	
	


Name:	
Year 6 Spring	
w/b 25th January 2021	
Learning focus:	
Words with a long /e/ sound spelt 'ie' or 'ei' after c (and exceptions).	
Spellings to practise:	
1	deceive
2	conceive
3	receive
4	perceive
5	ceiling
6	receipt
7	protein
8	caffeine
9	seize
10	neither
Why not try this <b>top tip</b> when practising your spellings?	
Clap the syllables of each word. E.g. Relation = Re / la / tion	
	

Name:	
Year 6 Spring	
w/b 25th January 2021	
Learning focus:	
Words with a long /e/ sound spelt 'ie' or 'ei' after c (and exceptions).	
Spellings to practise:	
1	deceive
2	conceive
3	receive
4	perceive
5	ceiling
6	receipt
7	protein
8	caffeine
9	seize
10	neither
Why not try this <b>top tip</b> when practising your spellings?	
Clap the syllables of each word. E.g. Relation = Re / la / tion	
	


Name:	
Year 6 Spring	
w/b 25th January 2021	
Learning focus:	
Words with a long /e/ sound spelt 'ie' or 'ei' after c (and exceptions).	
Spellings to practise:	
1	deceive
2	conceive
3	receive
4	perceive
5	ceiling
6	receipt
7	protein
8	caffeine
9	seize
10	neither
Why not try this <b>top tip</b> when practising your spellings?	
Clap the syllables of each word. E.g. Relation = Re / la / tion	
	

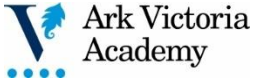
Name:	
Year 6 Spring	
w/b 1st February 2021	
<b>Learning focus:</b>	
Word families based on common words, showing how words are related in form and meaning.	
<b>Spellings to practise:</b>	
1	commit
2	committee
3	transmit
4	submit
5	commitment
6	emit
7	permit
8	intermittent
9	omit
10	unremitting
Why not try this <b>top tip</b> when practising your spellings?	
Beat the clock! Ask someone to read out each word. Write them down as quickly as you can.	
	


Name:	
Year 6 Spring	
w/b 1st February 2021	
<b>Learning focus:</b>	
Word families based on common words, showing how words are related in form and meaning.	
<b>Spellings to practise:</b>	
1	commit
2	committee
3	transmit
4	submit
5	commitment
6	emit
7	permit
8	intermittent
9	omit
10	unremitting
Why not try this <b>top tip</b> when practising your spellings?	
Beat the clock! Ask someone to read out each word. Write them down as quickly as you can.	
	


Name:	
Year 6 Spring	
w/b 1st February 2021	
<b>Learning focus:</b>	
Word families based on common words, showing how words are related in form and meaning.	
<b>Spellings to practise:</b>	
1	commit
2	committee
3	transmit
4	submit
5	commitment
6	emit
7	permit
8	intermittent
9	omit
10	unremitting
Why not try this <b>top tip</b> when practising your spellings?	
Beat the clock! Ask someone to read out each word. Write them down as quickly as you can.	
	





Name:	
Year 6 Spring	
w/b 8th February 2021	
<b>Learning focus:</b>	
Word families based on common words, showing how words are related in form and meaning.	
<b>Spellings to practise:</b>	
1	interrupt
2	interfere
3	intercept
4	interject
5	intertwine
6	interim
7	internal
8	intersperse
9	interloper
10	interest
Why not try this <b>top tip</b> when practising your spellings?	
Play 'Spelling Tennis' with someone at home. One person starts with a letter, then the other adds one until the word is made.	
	


Name:	
Year 6 Spring	
w/b 8th February 2021	
<b>Learning focus:</b>	
Word families based on common words, showing how words are related in form and meaning.	
<b>Spellings to practise:</b>	
1	interrupt
2	interfere
3	intercept
4	interject
5	intertwine
6	interim
7	internal
8	intersperse
9	interloper
10	interest
Why not try this <b>top tip</b> when practising your spellings?	
Play 'Spelling Tennis' with someone at home. One person starts with a letter, then the other adds one until the word is made.	
	


Name:	
Year 6 Spring	
w/b 8th February 2021	
<b>Learning focus:</b>	
Word families based on common words, showing how words are related in form and meaning.	
<b>Spellings to practise:</b>	
1	interrupt
2	interfere
3	intercept
4	interject
5	intertwine
6	interim
7	internal
8	intersperse
9	interloper
10	interest
Why not try this <b>top tip</b> when practising your spellings?	
Play 'Spelling Tennis' with someone at home. One person starts with a letter, then the other adds one until the word is made.	
	


Name:	
Year 6 Spring	
w/b 22nd February 2021	
Learning focus:	
Statutory Spellings	
Spellings to practise:	
1	attached
2	available
3	average
4	competition
5	conscience
6	controversy
7	correspond
8	embarrass
9	especially
10	exaggerate
Why not try this <b>top tip</b> when practising your spellings?	
Pyramid writing. E.g. h ho hom home	
 Ark Victoria Academy	


Name:	
Year 6 Spring	
w/b 22nd February 2021	
Learning focus:	
Statutory Spellings	
Spellings to practise:	
1	attached
2	available
3	average
4	competition
5	conscience
6	controversy
7	correspond
8	embarrass
9	especially
10	exaggerate
Why not try this <b>top tip</b> when practising your spellings?	
Pyramid writing. E.g. h ho hom home	
 Ark Victoria Academy	


Name:	
Year 6 Spring	
w/b 22nd February 2021	
Learning focus:	
Statutory Spellings	
Spellings to practise:	
1	attached
2	available
3	average
4	competition
5	conscience
6	controversy
7	correspond
8	embarrass
9	especially
10	exaggerate
Why not try this <b>top tip</b> when practising your spellings?	
Pyramid writing. E.g. h ho hom home	
 Ark Victoria Academy	


Name:	
Year 6 Spring	
w/b 1st March 2021	
Learning focus:	
Words with endings which sound like /shuhl/ after a vowel letter.	
Spellings to practise:	
1	official
2	special
3	artificial
4	social
5	racial
6	crucial
7	facial
8	beneficial
9	superficial
10	antisocial
Why not try this <b>top tip</b> when practising your spellings?	
Find hidden words within a word e.g. sincerely = since + rely	
	


Name:	
Year 6 Spring	
w/b 1st March 2021	
Learning focus:	
Words with endings which sound like /shuhl/ after a vowel letter.	
Spellings to practise:	
1	official
2	special
3	artificial
4	social
5	racial
6	crucial
7	facial
8	beneficial
9	superficial
10	antisocial
Why not try this <b>top tip</b> when practising your spellings?	
Find hidden words within a word e.g. sincerely = since + rely	
	


Name:	
Year 6 Spring	
w/b 1st March 2021	
Learning focus:	
Words with endings which sound like /shuhl/ after a vowel letter.	
Spellings to practise:	
1	official
2	special
3	artificial
4	social
5	racial
6	crucial
7	facial
8	beneficial
9	superficial
10	antisocial
Why not try this <b>top tip</b> when practising your spellings?	
Find hidden words within a word e.g. sincerely = since + rely	
	


Name:	
Year 6 Spring	
w/b 8th March 2021	
Learning focus:	
Words with endings which sounds like /shuhl/ after a consonant letter.	
Spellings to practise:	
1	partial
2	confidential
3	essential
4	substantial
5	torrential
6	sequential
7	potential
8	spatial
9	martial
10	influential
Why not try this <b>top tip</b> when practising your spellings?	
Use a different colour for the vowels and consonants when writing out your spellings.	
	


Name:	
Year 6 Spring	
w/b 8th March 2021	
Learning focus:	
Words with endings which sounds like /shuhl/ after a consonant letter.	
Spellings to practise:	
1	partial
2	confidential
3	essential
4	substantial
5	torrential
6	sequential
7	potential
8	spatial
9	martial
10	influential
Why not try this <b>top tip</b> when practising your spellings?	
Use a different colour for the vowels and consonants when writing out your spellings.	
	

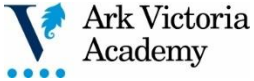
Name:	
Year 6 Spring	
w/b 8th March 2021	
Learning focus:	
Words with endings which sounds like /shuhl/ after a consonant letter.	
Spellings to practise:	
1	partial
2	confidential
3	essential
4	substantial
5	torrential
6	sequential
7	potential
8	spatial
9	martial
10	influential
Why not try this <b>top tip</b> when practising your spellings?	
Use a different colour for the vowels and consonants when writing out your spellings.	
	


Name:	
Year 6 Spring	
w/b 15th March 2021	
Learning focus:	
Words with a 'soft c' spelt /ce/.	
Spellings to practise:	
1	cemetery
2	certificate
3	celebrate
4	necessary
5	deceased
6	December
7	sacrifice
8	hindrance
9	nuisance
10	prejudice
Why not try this <b>top tip</b> when practising your spellings?	
Write the spellings on individual pieces of paper and lay them out. Ask someone at home to take one away while you are not looking. Look and see if you can say the missing word!	
	


Name:	
Year 6 Spring	
w/b 15th March 2021	
Learning focus:	
Words with a 'soft c' spelt /ce/.	
Spellings to practise:	
1	cemetery
2	certificate
3	celebrate
4	necessary
5	deceased
6	December
7	sacrifice
8	hindrance
9	nuisance
10	prejudice
Why not try this <b>top tip</b> when practising your spellings?	
Write the spellings on individual pieces of paper and lay them out. Ask someone at home to take one away while you are not looking. Look and see if you can say the missing word!	
	

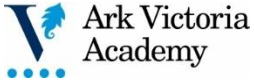
Name:	
Year 6 Spring	
w/b 15th March 2021	
Learning focus:	
Words with a 'soft c' spelt /ce/.	
Spellings to practise:	
1	cemetery
2	certificate
3	celebrate
4	necessary
5	deceased
6	December
7	sacrifice
8	hindrance
9	nuisance
10	prejudice
Why not try this <b>top tip</b> when practising your spellings?	
Write the spellings on individual pieces of paper and lay them out. Ask someone at home to take one away while you are not looking. Look and see if you can say the missing word!	
	


Name:	
Year 6 Spring	
w/b 22nd March 2021	
Learning focus:	
Word families based on common words, showing how words are related in form and meaning.	
Spellings to practise:	
1	accommodate
2	accompany
3	access
4	accuse
5	accost
6	accrue
7	accuracy
8	accomplish
9	accumulate
10	accentuate
Why not try this <b>top tip</b> when practising your spellings?	
Once you have written out your spellings, highlight the trickiest part of each word to help you remember what you find difficult.	
	


Name:	
Year 6 Spring	
w/b 22nd March 2021	
Learning focus:	
Word families based on common words, showing how words are related in form and meaning.	
Spellings to practise:	
1	accommodate
2	accompany
3	access
4	accuse
5	accost
6	accrue
7	accuracy
8	accomplish
9	accumulate
10	accentuate
Why not try this <b>top tip</b> when practising your spellings?	
Once you have written out your spellings, highlight the trickiest part of each word to help you remember what you find difficult.	
	


Name:	
Year 6 Spring	
w/b 22nd March 2021	
Learning focus:	
Word families based on common words, showing how words are related in form and meaning.	
Spellings to practise:	
1	accommodate
2	accompany
3	access
4	accuse
5	accost
6	accrue
7	accuracy
8	accomplish
9	accumulate
10	accentuate
Why not try this <b>top tip</b> when practising your spellings?	
Once you have written out your spellings, highlight the trickiest part of each word to help you remember what you find difficult.	
	


Name:	
Year 6 Spring	
w/b 29th March 2021	
Learning focus:	
Word families based on common words, showing how words are related in form and meaning.	
Spellings to practise:	
1	signature
2	assign
3	design
4	designate
5	significant
6	resignation
7	resign
8	insignificant
9	assignment
10	signal
Why not try this <b>top tip</b> when practising your spellings?	
Cheerleading! "Give me an 'd', give me an 'a', give me an 'l', 'l', 'y'. Shout out the word: 'daily'!"	
	

Name:	
Year 6 Spring	
w/b 29th March 2021	
Learning focus:	
Word families based on common words, showing how words are related in form and meaning.	
Spellings to practise:	
1	signature
2	assign
3	design
4	designate
5	significant
6	resignation
7	resign
8	insignificant
9	assignment
10	signal
Why not try this <b>top tip</b> when practising your spellings?	
Cheerleading! "Give me an 'd', give me an 'a', give me an 'l', 'l', 'y'. Shout out the word: 'daily'!"	
	


Name:	
Year 6 Spring	
w/b 29th March 2021	
Learning focus:	
Word families based on common words, showing how words are related in form and meaning.	
Spellings to practise:	
1	signature
2	assign
3	design
4	designate
5	significant
6	resignation
7	resign
8	insignificant
9	assignment
10	signal
Why not try this <b>top tip</b> when practising your spellings?	
Cheerleading! "Give me an 'd', give me an 'a', give me an 'l', 'l', 'y'. Shout out the word: 'daily'!"	
	


Name:	
Year 6 Spring	
w/b 5th April 2021 - EASTER HOMEWORK	
Learning focus:	
Statutory Spellings	
Spellings to practise:	
1	foreign
2	apparent
3	appreciate
4	persuade
5	individual
6	language
7	sufficient
8	determined
9	explanation
10	pronunciation
Why not try this <b>top tip</b> when practising your spellings?	
Write 4 or 5 words on cards, chop them up and piece them back together.	
 Ark Victoria Academy	


Name:	
Year 6 Spring	
w/b 5th April 2021 - EASTER HOMEWORK	
Learning focus:	
Statutory Spellings	
Spellings to practise:	
1	foreign
2	apparent
3	appreciate
4	persuade
5	individual
6	language
7	sufficient
8	determined
9	explanation
10	pronunciation
Why not try this <b>top tip</b> when practising your spellings?	
Write 4 or 5 words on cards, chop them up and piece them back together.	
 Ark Victoria Academy	


Name:	
Year 6 Spring	
w/b 5th April 2021 - EASTER HOMEWORK	
Learning focus:	
Statutory Spellings	
Spellings to practise:	
1	foreign
2	apparent
3	appreciate
4	persuade
5	individual
6	language
7	sufficient
8	determined
9	explanation
10	pronunciation
Why not try this <b>top tip</b> when practising your spellings?	
Write 4 or 5 words on cards, chop them up and piece them back together.	
 Ark Victoria Academy	





Name:	
Year 6 Summer	
w/b 19th April 2021	
Learning focus:	
Word families based on common words, showing how words are related in form and meaning.	
Spellings to practise:	
1	programme
2	telegram
3	hologram
4	diagram
5	grammar
6	grammatical
7	parrallelogram
8	monogram
9	programmer
10	program
Why not try this <b>top tip</b> when practising your spellings?	
Make up a short rhyme or song to remember each spelling.	
	


Name:	
Year 6 Summer	
w/b 19th April 2021	
Learning focus:	
Word families based on common words, showing how words are related in form and meaning.	
Spellings to practise:	
1	programme
2	telegram
3	hologram
4	diagram
5	grammar
6	grammatical
7	parrallelogram
8	monogram
9	programmer
10	program
Why not try this <b>top tip</b> when practising your spellings?	
Make up a short rhyme or song to remember each spelling.	
	


Name:	
Year 6 Summer	
w/b 19th April 2021	
Learning focus:	
Word families based on common words, showing how words are related in form and meaning.	
Spellings to practise:	
1	programme
2	telegram
3	hologram
4	diagram
5	grammar
6	grammatical
7	parrallelogram
8	monogram
9	programmer
10	program
Why not try this <b>top tip</b> when practising your spellings?	
Make up a short rhyme or song to remember each spelling.	
	


Name:	
Year 6 Summer	
w/b 26th April 2021	
Learning focus:	
Words that can be nouns and verbs.	
Spellings to practise:	
1	challenge
2	protest
3	broadcast
4	benefit
5	charge
6	function
7	influence
8	interest
9	object
10	damage
Why not try this <b>top tip</b> when practising your spellings?	
Write a mnemonic to remind you of the spelling. The first letter of each word in the sentence spells the word. E.g Rhythm: Rhythm Helps Your Two Hips Move	
	


Name:	
Year 6 Summer	
w/b 26th April 2021	
Learning focus:	
Words that can be nouns and verbs.	
Spellings to practise:	
1	challenge
2	protest
3	broadcast
4	benefit
5	charge
6	function
7	influence
8	interest
9	object
10	damage
Why not try this <b>top tip</b> when practising your spellings?	
Write a mnemonic to remind you of the spelling. The first letter of each word in the sentence spells the word. E.g Rhythm: Rhythm Helps Your Two Hips Move	
	


Name:	
Year 6 Summer	
w/b 26th April 2021	
Learning focus:	
Words that can be nouns and verbs.	
Spellings to practise:	
1	challenge
2	protest
3	broadcast
4	benefit
5	charge
6	function
7	influence
8	interest
9	object
10	damage
Why not try this <b>top tip</b> when practising your spellings?	
Write a mnemonic to remind you of the spelling. The first letter of each word in the sentence spells the word. E.g Rhythm: Rhythm Helps Your Two Hips Move	
	


Name:	
Year 6 Summer	
w/b 3rd May 2021	
Learning focus:	
Words that can be nouns and verbs.	
Spellings to practise:	
1	produce
2	present
3	reason
4	silence
5	support
6	transport
7	surprise
8	scratch
9	freeze
10	balance
Why not try this <b>top tip</b> when practising your spellings?	
Clap the syllables of each word. E.g. Relation = Re / la / tion	
	


Name:	
Year 6 Summer	
w/b 3rd May 2021	
Learning focus:	
Words that can be nouns and verbs.	
Spellings to practise:	
1	produce
2	present
3	reason
4	silence
5	support
6	transport
7	surprise
8	scratch
9	freeze
10	balance
Why not try this <b>top tip</b> when practising your spellings?	
Clap the syllables of each word. E.g. Relation = Re / la / tion	
	

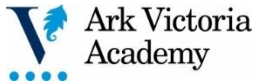
Name:	
Year 6 Summer	
w/b 3rd May 2021	
Learning focus:	
Words that can be nouns and verbs.	
Spellings to practise:	
1	produce
2	present
3	reason
4	silence
5	support
6	transport
7	surprise
8	scratch
9	freeze
10	balance
Why not try this <b>top tip</b> when practising your spellings?	
Clap the syllables of each word. E.g. Relation = Re / la / tion	
	


Name:	
Year 6 Summer	
w/b 10th May 2021	
Learning focus:	
Words with a long /o/ sound spelt 'ou' or 'ow'.	
Spellings to practise:	
1	shoulder
2	smoulder
3	mould
4	poultry
5	soul
6	shallow
7	window
8	blown
9	known
10	thrown
Why not try this <b>top tip</b> when practising your spellings?	
Beat the clock! Ask someone to read out each word. Write them down as quickly as you can.	
	


Name:	
Year 6 Summer	
w/b 10th May 2021	
Learning focus:	
Words with a long /o/ sound spelt 'ou' or 'ow'.	
Spellings to practise:	
1	shoulder
2	smoulder
3	mould
4	poultry
5	soul
6	shallow
7	window
8	blown
9	known
10	thrown
Why not try this <b>top tip</b> when practising your spellings?	
Beat the clock! Ask someone to read out each word. Write them down as quickly as you can.	
	


Name:	
Year 6 Summer	
w/b 10th May 2021	
Learning focus:	
Words with a long /o/ sound spelt 'ou' or 'ow'.	
Spellings to practise:	
1	shoulder
2	smoulder
3	mould
4	poultry
5	soul
6	shallow
7	window
8	blown
9	known
10	thrown
Why not try this <b>top tip</b> when practising your spellings?	
Beat the clock! Ask someone to read out each word. Write them down as quickly as you can.	
	


Name:	
Year 6 Summer	
w/b 17th May 2021	
Learning focus:	
Words ending in -ible.	
Spellings to practise:	
1	possible
2	horrible
3	terrible
4	visible
5	incredible
6	sensible
7	forcible
8	legible
9	responsible
10	reversible
Why not try this <b>top tip</b> when practising your spellings?	
Play 'Spelling Tennis' with someone at home. One person starts with a letter, then the other adds one until the word is made.	
	


Name:	
Year 6 Summer	
w/b 17th May 2021	
Learning focus:	
Words ending in -ible.	
Spellings to practise:	
1	possible
2	horrible
3	terrible
4	visible
5	incredible
6	sensible
7	forcible
8	legible
9	responsible
10	reversible
Why not try this <b>top tip</b> when practising your spellings?	
Play 'Spelling Tennis' with someone at home. One person starts with a letter, then the other adds one until the word is made.	
	


Name:	
Year 6 Summer	
w/b 17th May 2021	
Learning focus:	
Words ending in -ible.	
Spellings to practise:	
1	possible
2	horrible
3	terrible
4	visible
5	incredible
6	sensible
7	forcible
8	legible
9	responsible
10	reversible
Why not try this <b>top tip</b> when practising your spellings?	
Play 'Spelling Tennis' with someone at home. One person starts with a letter, then the other adds one until the word is made.	
	

Name:	
Year 6 Summer	
w/b 31st May 2021	
Learning focus:	
Words ending in -ibly.	
Spellings to practise:	
1	possibly
2	horribly
3	terribly
4	visibly
5	incredibly
6	sensibly
7	forcibly
8	legibly
9	responsibly
10	reversibly
Why not try this <b>top tip</b> when practising your spellings?	
Pyramid writing. E.g.	
h	
ho	
hom	
home	
	


Name:	
Year 6 Summer	
w/b 31st May 2021	
Learning focus:	
Words ending in -ibly.	
Spellings to practise:	
1	possibly
2	horribly
3	terribly
4	visibly
5	incredibly
6	sensibly
7	forcibly
8	legibly
9	responsibly
10	reversibly
Why not try this <b>top tip</b> when practising your spellings?	
Pyramid writing. E.g.	
h	
ho	
hom	
home	
	


Name:	
Year 6 Summer	
w/b 31st May 2021	
Learning focus:	
Words ending in -ibly.	
Spellings to practise:	
1	possibly
2	horribly
3	terribly
4	visibly
5	incredibly
6	sensibly
7	forcibly
8	legibly
9	responsibly
10	reversibly
Why not try this <b>top tip</b> when practising your spellings?	
Pyramid writing. E.g.	
h	
ho	
hom	
home	
	


Name:	
Year 6 Summer	
w/b 7th June 2021	
Learning focus:	
Synonyms & Antonyms	
Spellings to practise:	
1	bellowed
2	screeched
3	squealed
4	shrieked
5	squawked
6	whispered
7	murmured
8	breathed
9	sighed
10	muttered
Why not try this <b>top tip</b> when practising your spellings?	
Find hidden words within a word e.g. sincerely = since + rely	
	

Name:	
Year 6 Summer	
w/b 7th June 2021	
Learning focus:	
Synonyms & Antonyms	
Spellings to practise:	
1	bellowed
2	screeched
3	squealed
4	shrieked
5	squawked
6	whispered
7	murmured
8	breathed
9	sighed
10	muttered
Why not try this <b>top tip</b> when practising your spellings?	
Find hidden words within a word e.g. sincerely = since + rely	
	


Name:	
Year 6 Summer	
w/b 7th June 2021	
Learning focus:	
Synonyms & Antonyms	
Spellings to practise:	
1	bellowed
2	screeched
3	squealed
4	shrieked
5	squawked
6	whispered
7	murmured
8	breathed
9	sighed
10	muttered
Why not try this <b>top tip</b> when practising your spellings?	
Find hidden words within a word e.g. sincerely = since + rely	
	


Name:	
Year 6 Summer	
w/b 14th June 2021	
Learning focus:	
Synonyms & Antonyms	
Spellings to practise:	
1	immense
2	vast
3	gigantic
4	gargantuan
5	mammoth
6	miniature
7	miniscule
8	insignificant
9	microscopic
10	petite
Why not try this <b>top tip</b> when practising your spellings?	
Use a different colour for the vowels and consonants when writing out your spellings.	
	


Name:	
Year 6 Summer	
w/b 14th June 2021	
Learning focus:	
Synonyms & Antonyms	
Spellings to practise:	
1	immense
2	vast
3	gigantic
4	gargantuan
5	mammoth
6	miniature
7	miniscule
8	insignificant
9	microscopic
10	petite
Why not try this <b>top tip</b> when practising your spellings?	
Use a different colour for the vowels and consonants when writing out your spellings.	
	


Name:	
Year 6 Summer	
w/b 14th June 2021	
Learning focus:	
Synonyms & Antonyms	
Spellings to practise:	
1	immense
2	vast
3	gigantic
4	gargantuan
5	mammoth
6	miniature
7	miniscule
8	insignificant
9	microscopic
10	petite
Why not try this <b>top tip</b> when practising your spellings?	
Use a different colour for the vowels and consonants when writing out your spellings.	
	

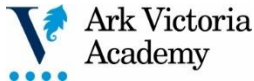



Name:	
Year 6 Summer	
w/b 21st June 2021	
Learning focus:	
Synonyms & Antonyms	
Spellings to practise:	
1	ecstatic
2	jovial
3	exultant
4	elated
5	delighted
6	despondent
7	forlorn
8	dejected
9	woeful
10	dismal
Why not try this <b>top tip</b> when practising your spellings?	
Write the spellings on individual pieces of paper and lay them out. Ask someone at home to take one away while you are not looking. Look and see if you can say the missing word!	
	


Name:	
Year 6 Summer	
w/b 21st June 2021	
Learning focus:	
Synonyms & Antonyms	
Spellings to practise:	
1	ecstatic
2	jovial
3	exultant
4	elated
5	delighted
6	despondent
7	forlorn
8	dejected
9	woeful
10	dismal
Why not try this <b>top tip</b> when practising your spellings?	
Write the spellings on individual pieces of paper and lay them out. Ask someone at home to take one away while you are not looking. Look and see if you can say the missing word!	
	

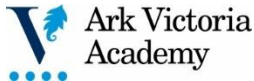
Name:	
Year 6 Summer	
w/b 21st June 2021	
Learning focus:	
Synonyms & Antonyms	
Spellings to practise:	
1	ecstatic
2	jovial
3	exultant
4	elated
5	delighted
6	despondent
7	forlorn
8	dejected
9	woeful
10	dismal
Why not try this <b>top tip</b> when practising your spellings?	
Write the spellings on individual pieces of paper and lay them out. Ask someone at home to take one away while you are not looking. Look and see if you can say the missing word!	
	


Name:	
Year 6 Summer	
w/b 28th June 2021	
Learning focus:	
Synonyms & Antonyms	
Spellings to practise:	
1	deafening
2	piercing
3	blaring
4	ear-piercing
5	raucouse
6	silent
7	tranquil
8	inaudible
9	unobtrusive
10	peaceful
Why not try this <b>top tip</b> when practising your spellings?	
Once you have written out your spellings, highlight the trickiest part of each word to help you remember what you find difficult.	
	


Name:	
Year 6 Summer	
w/b 28th June 2021	
Learning focus:	
Synonyms & Antonyms	
Spellings to practise:	
1	deafening
2	piercing
3	blaring
4	ear-piercing
5	raucouse
6	silent
7	tranquil
8	inaudible
9	unobtrusive
10	peaceful
Why not try this <b>top tip</b> when practising your spellings?	
Once you have written out your spellings, highlight the trickiest part of each word to help you remember what you find difficult.	
	


Name:	
Year 6 Summer	
w/b 28th June 2021	
Learning focus:	
Synonyms & Antonyms	
Spellings to practise:	
1	deafening
2	piercing
3	blaring
4	ear-piercing
5	raucouse
6	silent
7	tranquil
8	inaudible
9	unobtrusive
10	peaceful
Why not try this <b>top tip</b> when practising your spellings?	
Once you have written out your spellings, highlight the trickiest part of each word to help you remember what you find difficult.	
	

Name:	
Year 6 Summer	
w/b 5th July 2021	
Learning focus:	
Synonyms & Antonyms	
Spellings to practise:	
1	scorching
2	searing
3	sizzling
4	blistering
5	sweltering
6	chilly
7	frozen
8	arctic
9	bitter
10	wintry
Why not try this <b>top tip</b> when practising your spellings?	
Cheerleading! "Give me an 'd', give me an 'a', give me an 'l', 'l', 'y'. Shout out the word: 'daily'!"	
	

Name:	
Year 6 Summer	
w/b 5th July 2021	
Learning focus:	
Synonyms & Antonyms	
Spellings to practise:	
1	scorching
2	searing
3	sizzling
4	blistering
5	sweltering
6	chilly
7	frozen
8	arctic
9	bitter
10	wintry
Why not try this <b>top tip</b> when practising your spellings?	
Cheerleading! "Give me an 'd', give me an 'a', give me an 'l', 'l', 'y'. Shout out the word: 'daily'!"	
	

Name:	
Year 6 Summer	
w/b 5th July 2021	
Learning focus:	
Synonyms & Antonyms	
Spellings to practise:	
1	scorching
2	searing
3	sizzling
4	blistering
5	sweltering
6	chilly
7	frozen
8	arctic
9	bitter
10	wintry
Why not try this <b>top tip</b> when practising your spellings?	
Cheerleading! "Give me an 'd', give me an 'a', give me an 'l', 'l', 'y'. Shout out the word: 'daily'!"	
	

Name:	
Year 6 Summer	
w/b 12th July 2021	
Learning focus:	
Synonyms & Antonyms	
Spellings to practise:	
1	ambled
2	tottered
3	strolled
4	staggered
5	sauntered
6	sprinted
7	raced
8	darted
9	dashed
10	galloped
Why not try this <b>top tip</b> when practising your spellings?	
Write 4 or 5 words on cards, chop them up and piece them back together.	
	

Name:	
Year 6 Summer	
w/b 12th July 2021	
Learning focus:	
Synonyms & Antonyms	
Spellings to practise:	
1	ambled
2	tottered
3	strolled
4	staggered
5	sauntered
6	sprinted
7	raced
8	darted
9	dashed
10	galloped
Why not try this <b>top tip</b> when practising your spellings?	
Write 4 or 5 words on cards, chop them up and piece them back together.	
	

Name:	
Year 6 Summer	
w/b 12th July 2021	
Learning focus:	
Synonyms & Antonyms	
Spellings to practise:	
1	ambled
2	tottered
3	strolled
4	staggered
5	sauntered
6	sprinted
7	raced
8	darted
9	dashed
10	galloped
Why not try this <b>top tip</b> when practising your spellings?	
Write 4 or 5 words on cards, chop them up and piece them back together.	
